

McGraw Hill GO Student Guide: Canvas

Contents

Introduction	2
McGraw Hill GO Student Set-up	3
Access McGraw Hill GO	3
Attempting an Assignment	5
ReadAnywhere App	9
How to Log into ReadAnywhere	9
Support	10

Introduction

Thank you for using McGraw Hill GO. The purpose of this document is to provide the steps and details needed to:

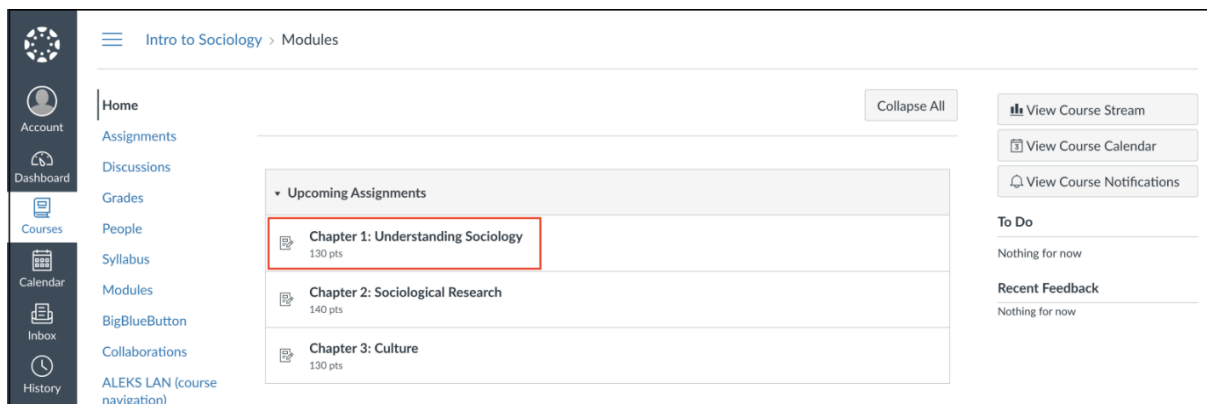
1. Access your McGraw Hill GO assignments
2. Complete your McGraw Hill GO assignments
3. Access GO eBooks on the ReadAnywhere app
4. Contact support for help with GO

McGraw Hill GO Student Set-up

Note: for optimal use of McGraw Hill GO, disable the pop-up blocker in your browser.

Access McGraw Hill GO


STEP 1: To access McGraw Hill GO, select a GO assignment from your Canvas assignments list.



If you are part of the Inclusive Access* program (*also known as First Day access or something similar, where students are provided with access to course materials on or before the first day of class), skip to STEP 3.

STEP 2: If you are not part of the Inclusive Access* program, you will have three access options:


1. **Temporary Access:** Select **Access Now** for two weeks of free access.
2. **Use Access Code:** Enter a McGraw Hill GO access code and click **Redeem**.
3. **Purchase:** Select **Purchase** to use a credit card or PayPal.

My Account 

McGraw Hill GO

Course Access

Your instructor has chosen:



McGraw Hill GO for Sociology Matters
 Author: Richard Schaefer
 ISBN: 1265773505

Choose your method of access

Temporary Access

Get started now with two weeks of free access. Your work will be saved and will still be available to you and your instructor once you purchase.

[Access Now](#)

1

Use Access Code

To access, first enter your 20-digit access code.
What is this?

Access Code


[Redeem](#)

2

Purchase

Full digital experience.


Price: \$63.33
Access until Feb 8, 2025

 Secure payment

[Purchase](#)

3

Choose an option, and then review the course information and access length and select **Confirm**.

My Account 

McGraw Hill GO

Digital access to Go

You are activating 14 days of free temporary access to Go.

Access:


Your free temporary access will expire 14 days from today on **August 26, 2024**

Go Back

Confirm

Course Information

New 8/12/24
 Instructor: Megan Instructor



McGraw Hill GO for Sociology Matters
 Author: Richard Schaefer
 ISBN: 1265773505

STEP 3: Select **Complete Registration** to complete your registration and access your McGraw Hill GO assignment. (Note: This will automatically link your Canvas account with GO, so there is no need to enter any additional student information.)

McGraw Hill GO

My Account

Registration

Access to this product will expire on **August 26, 2024**

Complete Registration

Course Information

New 8/12/24
Instructor: Megan Instructor

McGraw Hill McGraw Hill GO for Sociology Matters
Author: Richard Schaefer
ISBN: 1265773505

Attempting an Assignment

STEP 1: To start a GO assignment, select it from the assignment page or module page in Canvas.

Introduction > Assignments

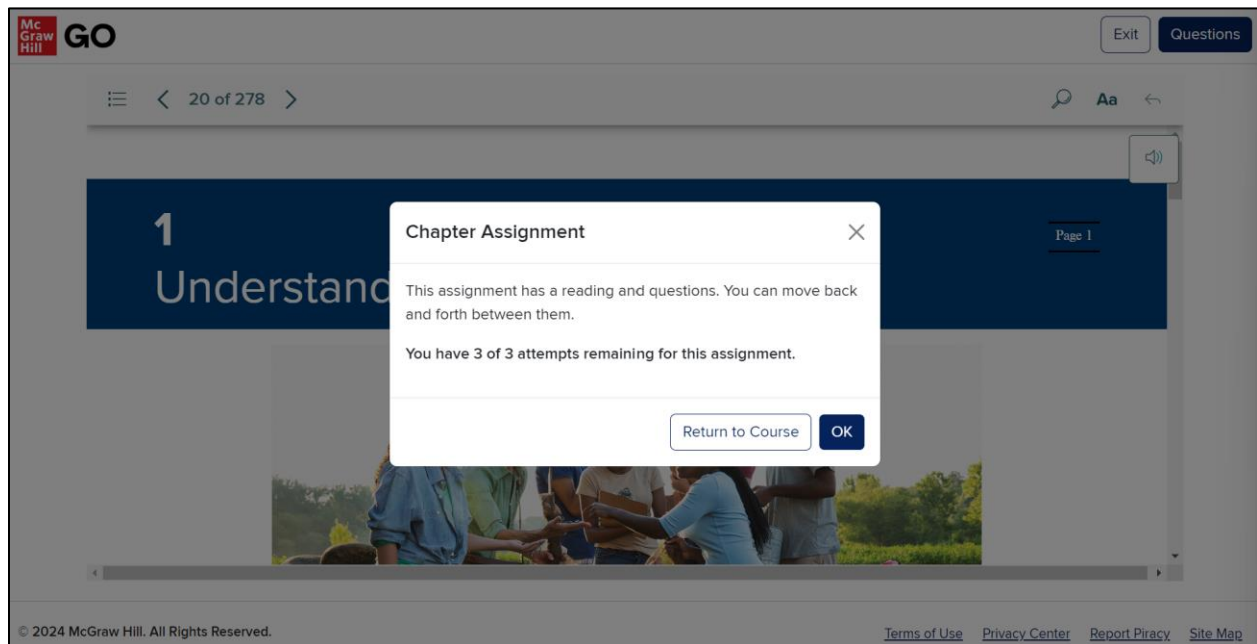
Search for Assignment

SHOW BY DATE SHOW BY TYPE

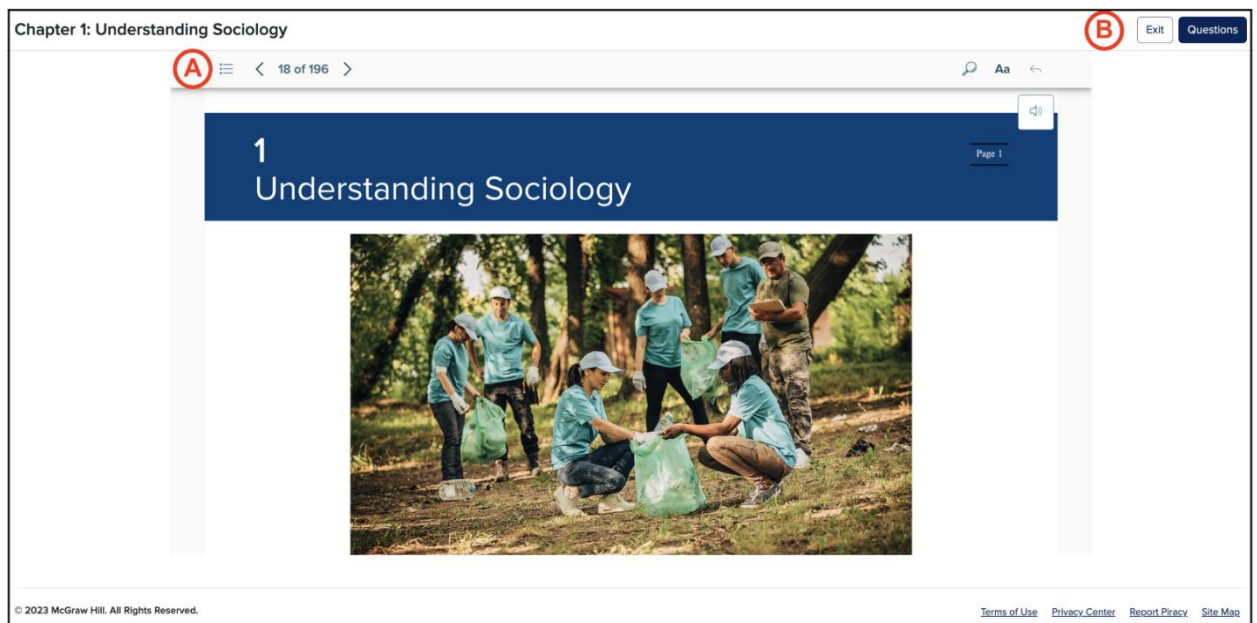
Upcoming Assignments

- Chapter 1: Understanding Sociology**
Due Oct 1 at 12:59am | ~130 pts
- Chapter 2: Sociological Research**
Due Oct 8 at 12:59am | ~140 pts

STEP 2: Select **OK** to land in the reading portion of the assignment. If your assignment allows multiple attempts, you will see how many attempts you have remaining for this assignment.



STEP 3: Use the eBook navigation menu (A) to read the assigned chapter. Select **Questions** (B) to access the assessment portion of the assignment.



STEP 4: When in the questions you can:

- Answer questions **(A)**. Note that each time you select an answer your choice is saved **(B)**.
- Navigate between questions **(C)**.
- Return to the Reading **(D)**. Your answers will be saved. You can return to adjust your answers at any time, until you submit the assignment or the due date passes.
- Submit the assignment **(E)**.

The screenshot shows a quiz question interface. At the top left, it says "Chapter 1: Understanding Sociology". In the top right corner, there are three buttons: "Exit", "Reading", and "Submit". The "Submit" button is highlighted in blue. Below the chapter title, the question is labeled "Question 1 of 13" with a "Saved" icon and a circled "B". The question text is "What is sociology?". Below this, it says "Choose the best answer:". There are four radio button options:

- the study of past cultures and preindustrial societies
- the process of using common sense to study the world around us
- the scientific study of social behavior and human groups (This option is highlighted with a blue bar and a circled "A" to its left)
- the investigation of personality and individual behavior

At the bottom center, there is a navigation control "< 1 of 13 >" with a circled "C" to its right. At the bottom left, there is a copyright notice: "© 2023 McGraw Hill. All Rights Reserved." At the bottom right, there are links for "Terms of Use", "Privacy Center", "Report Piracy", and "Site Map".

STEP 5: Select the **Submit** button when all questions have been answered and you are ready to submit your assignment.

If your assignment has only one attempt, you will see the Assignment Submitted page with your assignment results.

The screenshot shows the "Assignment Submitted" page. At the top left, there is the McGraw Hill logo and the word "GO". In the top right corner, there is an "Exit" button. The page title is "Chapter 2: Sociological Research". Below the title, there is a large green checkmark icon followed by the text "Assignment Submitted". Underneath, it says "Total questions answered: 15 of 15". A grey box contains the following statistics:

- Correct : 5
- Incorrect : 10
- Unanswered : 0

At the bottom left, there is a button labeled "Go to Results".

Select **Go to Results** to review your responses and explanations for the assessment questions.

McGraw Hill **GO** Exit Reading

Chapter 2: Sociological Research

Question 1 of 15 ✓ Correct

A measurable trait or characteristic that is subject to change under different conditions is referred to as a(n)

hypothesis.

theory.

variable. ✓

operational definition.

Explanation:
A variable is a characteristic that changes from case to case.

If your assignment has multiple attempts, you will see the [Attempts Summary](#) page with your assignment attempt results. Note that you will not be able to review your responses and explanations for the assessment questions until you either complete all attempts or forfeit remaining attempts.

From this page you can take the following actions:

- Start a New Attempt **(A)**
- Forfeit Remaining Attempts **(B)**
- Return to Reading **(C)**
- Exit the assignment **(D)**

McGraw Hill **GO** Exit Reading

Attempts Summary

Chapter 1: Understanding Sociology

Your highest score will be posted to your gradebook.

My Attempts **2 of 3**

Attempt 1 Highest Score

Submitted: 8/12/2024, 3:04:26 PM Score: 13.33%

2 Correct | 13 Incorrect | 0 Unanswered

B Forfeit Remaining Attempts **A** New Attempt

STEP 6: Select **Exit** to return to your section home.

ReadAnywhere App



Instructors and students have access to their McGraw Hill GO eBooks on mobile devices through the ReadAnywhere app. The ReadAnywhere App includes:

- Offline reading – study anytime, anywhere
- One interface for all McGraw Hill eBooks
- Highlighting and note-taking
- Video, audio, and interactive activities included for select titles
- Syncs across platforms, always up to date
- Available for Android and iOS

How to Log into ReadAnywhere

- Install and open the ReadAnywhere app
- If the same email address is used to log into both Connect and the GO LMS course, log into ReadAnywhere with the Connect credentials.
- If the user does not have a Connect account, click “forgot password” in ReadAnywhere instead of logging in.
- On the Password Assistance page, enter the email address used to access the GO LMS course.
- A link will be sent to the email address to reset the password. Click the link and follow the instructions to reset the password.
- After the password is reset, open ReadAnywhere and log in with the email address and the new password just created.
- The user should see eBooks from GO courses in their ReadAnywhere library.

Please note:

- GO assignments are not currently supported in the ReadAnywhere app, just GO eBooks.
- If the same email address is used to log into both Connect and the GO LMS course, a user may see both Connect eBooks and GO eBooks in their ReadAnywhere library.
- A user will not see the GO eBook in ReadAnywhere until they launch their first GO assignment from their LMS.
- If a user registers for GO with temporary access, they will see GO eBooks in ReadAnywhere until temporary access expires. They will need to purchase GO to continue seeing the GO eBook in ReadAnywhere. If temporary access expires and they do not purchase GO, they will lose access to the GO eBook in ReadAnywhere.

Support

If you are having any issues with McGraw Hill GO, contact our Tech Support Representatives. Visit the [Tech Online Support Center](#) or contact us below:

Hours of Operation:

Sunday: 12:00 PM to 12:00 AM EST

Monday-Thursday: 24 hours

Friday: 12:00 AM to 9:00 PM EST

Saturday: 10:00 AM to 8:00 PM EST

Phone: [\(800\) 331-5094](tel:8003315094)

Online: [Submit a Support Request](#)

Chat: [Chat with a Representative](#)