



SUPPORT AT
every step

THE
Mc
Graw
Hill **GO**
SYLLABUS
GUIDE



Thank you for using McGraw Hill GO, the easy-to-use eBook+ that lives within your Blackboard course.

McGraw Hill GO is not like other platforms. It is designed to deliver the essential readings and assessments associated with your course and is launched right from your instructor's Blackboard course. No additional logins, or anything additional to remember.

There are four core components to McGraw Hill GO.

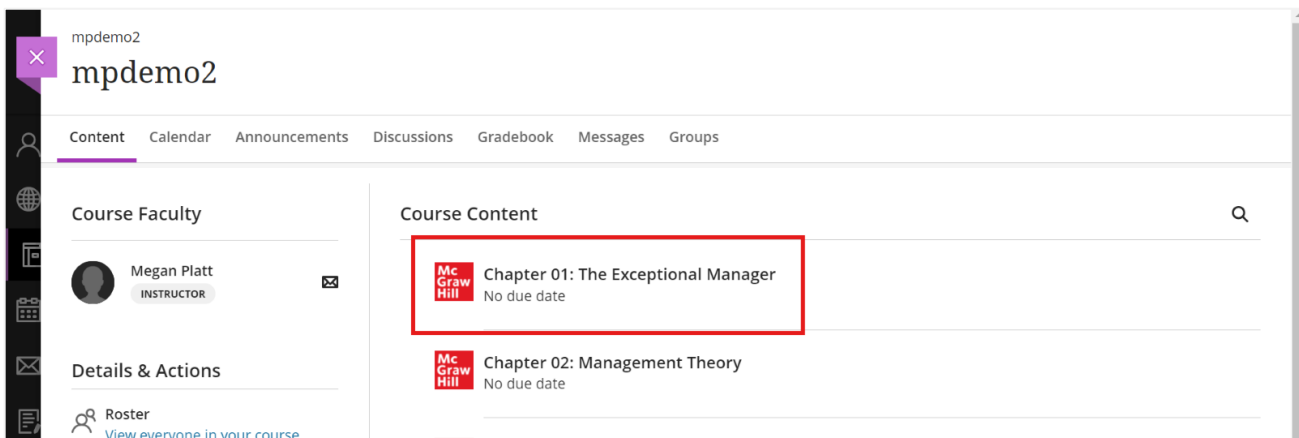
1. **The eBook+** - Access directly by clicking on an assignment link in Blackboard.
2. **The Assessments** – accessed from your eBook+
3. **Results and Attempts Summary** – accessed from within the Assessments.
4. ***The AI Reader** – The AI Reader is a generative AI tool embedded in your eBook. Students are encouraged to utilize this active reading tool by highlighting any words or combination of words within the text and clicking on the AI Reader icon on the pop-up menu.
**Only available in select GO titles in Spring 2025.*

The purpose of this document is to provide the steps and details needed to:

1. Access your McGraw Hill GO assignments.
2. [Access GO eBooks on the ReadAnywhere app](#)
3. [Additional Notes for Students](#)
4. [Contact support for help with GO.](#)

Accessing McGraw Hill GO

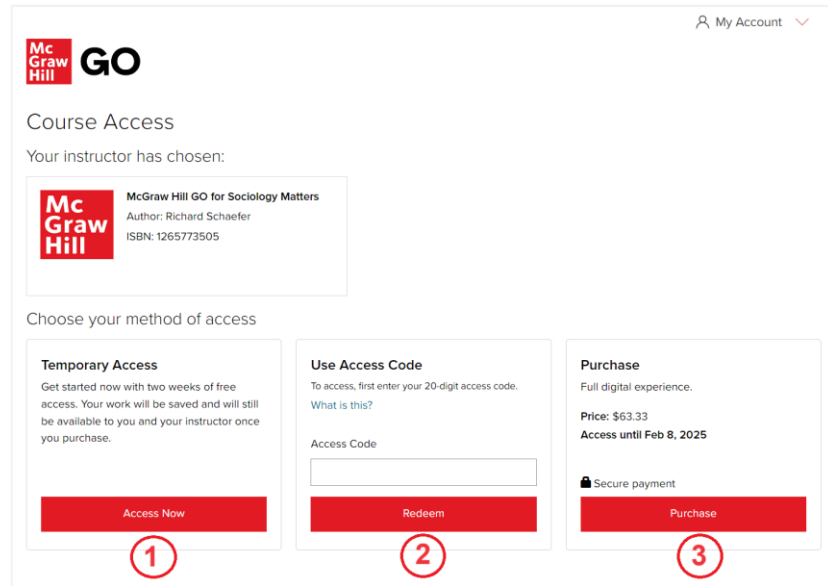
STEP 1: To access McGraw Hill GO, launch the course from which GO is assigned, and select a GO assignment from your Blackboard assignments list.



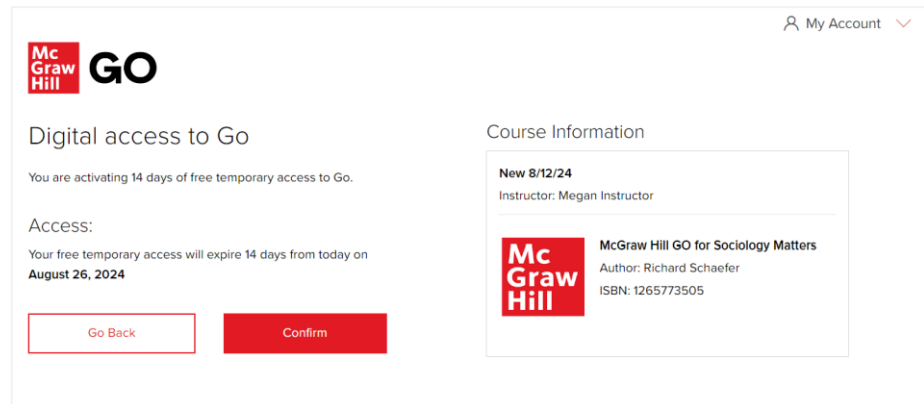
If you are part of the Inclusive Access* program (*also known as First Day access or similar, where students are provided with access to course materials on or before the first day of class), skip to STEP 3.

STEP 2: If you are not part of the Inclusive Access* program, you will have three access options:

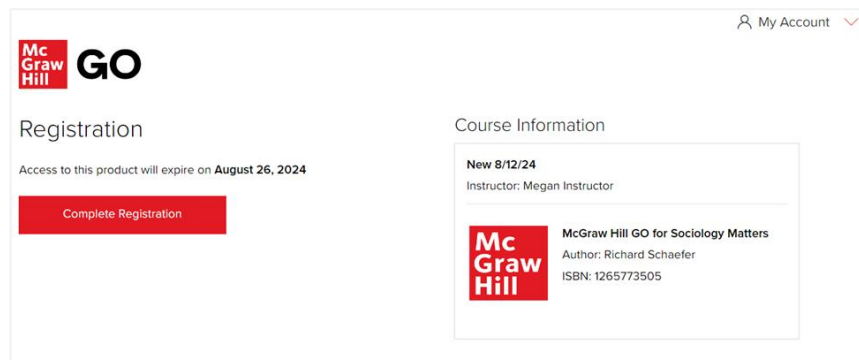
1. **Temporary Access:** Select **Access Now** for two weeks of free access.
2. **Use Access Code:** Enter a McGraw Hill GO access code and click **Redeem**.
3. **Purchase:** Select **Purchase** to use a credit card or PayPal.



Choose an option, and then review the course information and access length and select **Confirm**.



STEP 3: Select **Complete Registration** to complete your registration and access your McGraw Hill GO assignment. (Note: This will automatically link your Blackboard account with GO, so there is no need to enter any additional student information.)



For more in depth user guides, please check out our full [Student McGraw Hill GO Blackboard User Guide](#)

Additional Information for Students!

ReadAnywhere App



Instructors and students have access to their McGraw Hill GO eBooks on mobile devices through the free ReadAnywhere app.

The ReadAnywhere App includes:

- Offline reading – study anytime, anywhere
- One interface for all McGraw Hill eBooks
- Highlighting and note-taking.
- Video, audio, and interactive activities included for select titles.
- Syncs across platforms, always up to date
- Available for Android and iOS

How to Log into the ReadAnywhere App



Available in Apple and Google Play stores – Search and Install and open the ReadAnywhere app.

- If the same email address is used to log into both Connect and the GO LMS course, log into ReadAnywhere with the Connect credentials.
- If the user does not have a Connect account, click “forgot password” in ReadAnywhere instead of logging in.
- On the Password Assistance page, enter the email address used to access the GO LMS course.
- A link will be sent to the email address to reset the password. Click the link and follow the instructions to reset the password.
- After the password is reset, open ReadAnywhere and log in with the email address and the new password just created.
- The user should see eBooks from GO courses in their ReadAnywhere library.

Important Notes

1. GO assignments are not currently supported in the ReadAnywhere app, just GO eBooks.
2. If the same email address is used to log into both Connect and the GO LMS course, a user may see both Connect eBooks and GO eBooks in their ReadAnywhere library.
3. A user will not see the GO eBook in ReadAnywhere until they launch their first GO assignment from their LMS.
4. If a user registers for GO with temporary access, they will see GO eBooks in ReadAnywhere until temporary access expires. They will need to purchase GO to continue seeing the GO eBook in ReadAnywhere. If temporary access expires and they do not purchase GO, they will lose access to the GO eBook in ReadAnywhere.



Support

If you are having any issues with McGraw Hill GO, contact our Tech Support Representatives. Visit the [Tech Online Support Center](#) or contact us below:

Hours of Operation:

EMAIL & LIVE CHAT

Sunday: 12 PM to 12 AM EST
Monday - Thursday: 24 hours EST
Friday: 12 AM to 9 PM EST
Saturday: 10 AM to 8 PM EST

Phone: [\(800\) 331-5094](tel:8003315094)

Online: [Submit a Support Request](#)

Chat: [Chat with a Representative](#)

PHONE

Sunday: 12 PM to 1 AM EST
Monday - Thursday: 8 AM to 1 AM EST
Friday: 8 AM to 9 PM EST
Saturday: 10 AM to 8 PM EST