

Welcome to **IMPACT**[™] SOCIAL STUDIES

IMPACT Social Studies gathers everything you need in one easy-to-use Online Teacher Center. Easily manage and organize your classroom, and create engaging lessons, presentations, and assignments. The Online Student Center provides students with access to interactive content, which leads to greater understanding and connection.

For the Teacher:

Lesson plans and materials come ready-to-go to save you time, or can be easily customized.

Differentiation strategies and superior ELA and EL resources support you to reach every learner.

Assessments can be assigned with a simple click and provide students with a dynamic SBAC and PARCC-like experience. Assessments can be edited, added to or items removed for a true personalized assessment. Reports help you track individual student and class progress toward mastery.

Outside content and resources can easily be added to the experience.

Professional development videos support instruction and best practices.

For the Students:

Interactive timelines and maps anchor students in the time and place of the narrative and provide global perspectives.

Relevant videos deliver dynamic commentary to enrich the learning experience.

Interactive Word Play activities develop vocabulary and help all students access content.

The student eBook provides students with tools to highlight, annotate, and closely read historical narratives and primary sources.

For access information, go to mheonline.com/Impact



WHAT IS

IMPACT DIGITAL?

IMPACT is for Teachers and Students

IMPACT is Written for the  Framework
and Targets Instructional Shifts

IMPACT is Adaptable

IMPACT is Easy to Use

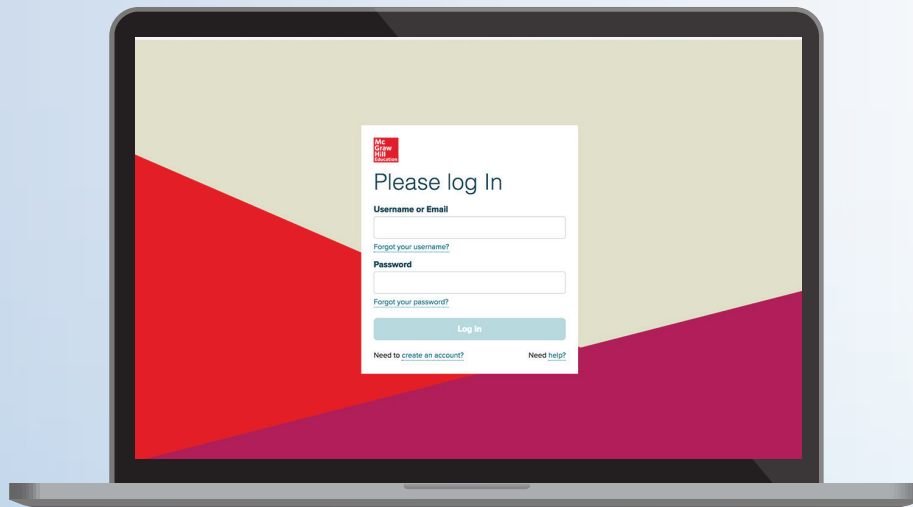
IMPACT is Customizable



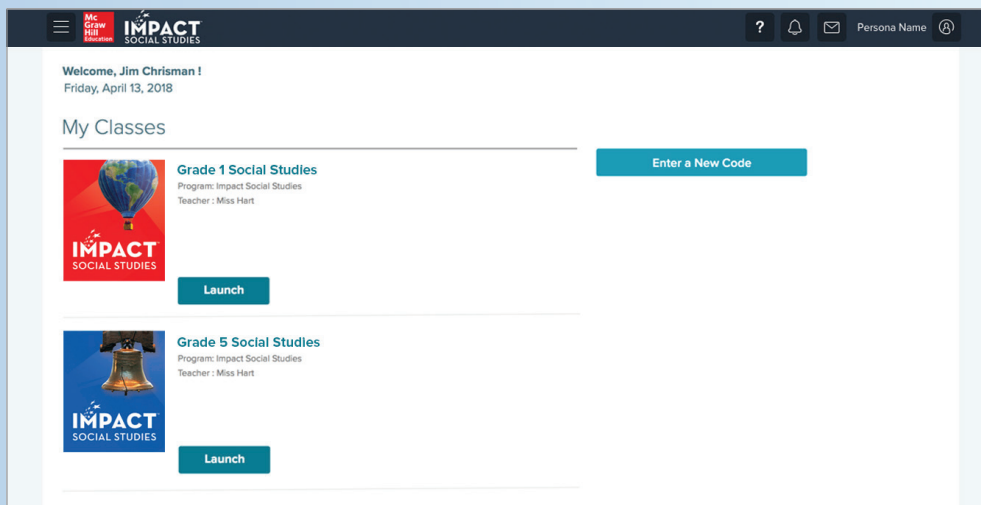
GO TO mheonline.com/Impact

Are you ready to make an *IMPACT*?

- 1 Log in to the *IMPACT Social Studies* digital book bag.

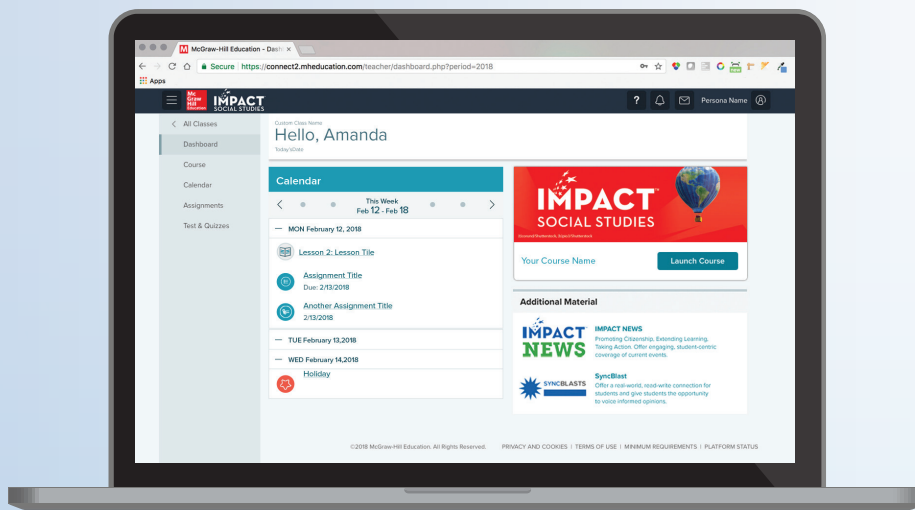


- 2 All of the print student and teacher materials are available digitally, plus more! Choose your grade level and click the launch button.



All of the Print Plus More!

- ③ Vocabulary games, interactive maps, and timelines are found digitally. Chapter and lesson videos enhance the student experience. Teachers can add their own content.





COMPLETE PRINT and DIGITAL FIDELITY

Digital resources invite students to explore new people, places and ideas and to engage with content, enhance students' critical thinking skills, and inspire students to learn more.

THESE RESOURCES INCLUDE:

- eBooks that can be accessed anywhere, anytime
- ePresentations to extend learning
- Interactive IMPACT to make content come alive and fun for students

The screenshot shows the IMPACT Social Studies digital resource interface. At the top, it displays 'IMPACT SOCIAL STUDIES' and 'CHAPTER 1'. The main heading is 'Being a Good Citizen'. Below this is a large, colorful illustration of people working on a mural. The interface is organized into several sections:

- Plan Your IMPACT**: A section with a light blue background, containing the text 'Everything you need to plan your approach to the content.'
- ENGAGE**: A section with a green background, containing the text 'Inspect, Find Evidence, Make Connections' and 'Introduce the chapter **Essential Question** and launch students on their own investigative journeys with **Engage** resources.' Below this are three links: 'ePresentation', 'eBook', and 'Interactive IMPACT', each with a dropdown arrow.
- INVESTIGATE**: A section with an orange background, containing the text 'Research and Take Notes' and 'The **Investigate** section includes the core content of the chapter and additional resources for students to gather research and take notes.' Below this are three links: 'ePresentation', 'eBook', and 'Interactive IMPACT', each with a dropdown arrow.
- TAKE ACTION**: A section with a teal background, containing the text 'Think About It, Write About It, Talk About It' and 'In the **Take Action** section, students can demonstrate their understanding of the core chapter content and vocabulary.' Below this are three links: 'ePresentation', 'eBook', and 'Interactive IMPACT', each with a dropdown arrow.

ENGAGE

Inspect, Find Evidence, Make Connections

Introduce the chapter **Essential Question** and launch students on their own Investigative Journeys with **Engage** resources.

ePresentation

Customize the Engage section of the chapter ePresentation by deselecting items.

Rules for Clubs

Being a Good Citizen
ePresentation
Learning Resource
 Add to student page
 Include in presentation

Our Classroom is a Country

Our Classroom is a Country
Inquiry Project
ePresentation
Learning Resource
 Add to student page
 Include in presentation

eBook

Open your pages in the **Inquiry Journal**.

Being a Good Citizen
Inquiry Journal
eBook
eBook
 Add to student page
 Include in presentation

Interactive IMPACT

Engage and explore the **Essential Question**.

Engage with the EQ
Engage
Learning Resource
 Add to student page
 Include in presentation

Our Classroom is a Country
Inquiry Project
Learning Resource
 Add to student page
 Include in presentation

INVESTIGATE

Research and Take Notes

The **Investigate** section includes the core content of the chapter and additional resources for students to gather research and take notes.

ePresentation

Customize the Investigate section of the chapter ePresentation by deselecting items.

Investigate
Investigate
ePresentation
Learning Resource
 Add to student page
 Include in presentation

Pass It On
Pass It On
ePresentation
Learning Resource
 Add to student page
 Include in presentation

eBook

Open your pages in the **Research Companion** and **IMPACT Explorer Magazine**.

Being a Good Citizen
Research Companion
eBook
eBook
 Add to student page
 Include in presentation

Being a Good Citizen
IMPACT Explorer Magazine
eBook
eBook
 Add to student page
 Include in presentation

Interactive IMPACT

Investigate and find evidence.

What Are the Rights and Responsibilities of Citizens?
EQ Investigate
Learning Resource
 Add to student page
 Include in presentation

Pass It On
Connect Through Literature
Learning Resource
 Add to student page
 Include in presentation

TAKE ACTION

Think About It, Write About It, Talk About It

In the **Take Action** section, students can demonstrate their understanding of the core chapter content and vocabulary.

ePresentation

Customize the **Report Your Findings** section of the chapter ePresentation by deselecting items.

Take Action
Take Action
ePresentation
Learning Resource
 Add to student page
 Include in presentation

Connections in Action
Connections in Action
ePresentation
Learning Resource
 Add to student page
 Include in presentation

eBook

Open your pages in the **Inquiry Journal** and **Research Companion**.

Being a Good Citizen
Inquiry Journal
eBook
eBook
 Add to student page
 Include in presentation

Being a Good Citizen
Research Companion
eBook
eBook
 Add to student page
 Include in presentation

Interactive IMPACT

Take Action and report your findings online.

Being a Good Citizen
Word Play
Learning Resource
 Add to student page
 Include in presentation

Take Action
Take Action Inquiry Project
Learning Resource
 Add to student page
 Include in presentation

ENGAGE

- Introduce content vocabulary with Explore Words
- Share a Chapter or Lesson video to spark interest
- Start students on their inquiry journey

INVESTIGATE

- Display content for whole class instruction
- Access all student materials digitally
- Stay up to date with the current events site, IMPACT News

REPORT AND TAKE ACTION

- Encourage students to make an IMPACT in their own communities with Connections in Action
- Assign Word Play activities for student to demonstrate their understanding of chapter vocabulary
- Interactively report findings and cite evidence from investigations

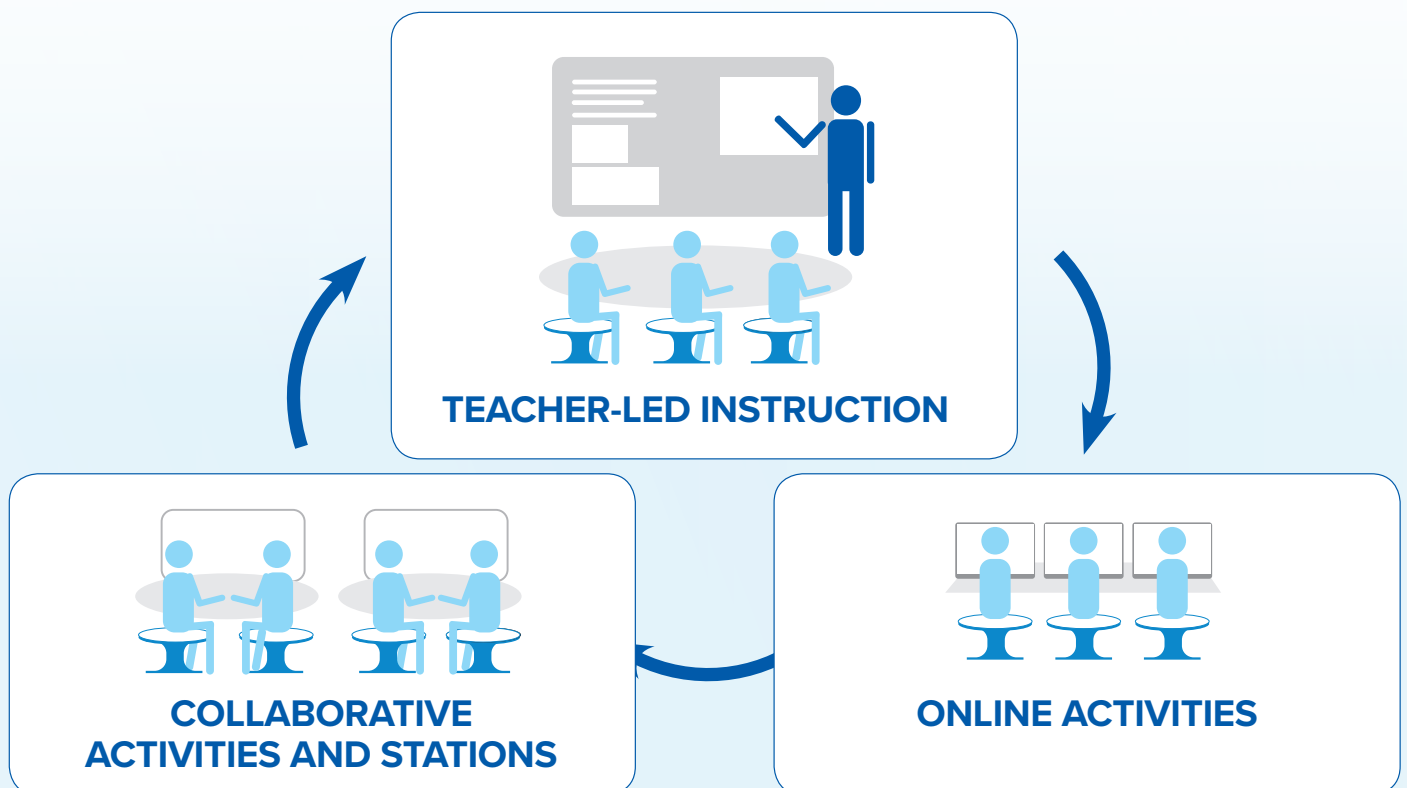
BLENDED-LEARNING

with **IMPACT**

Enhance instruction with the right mix of print and digital resources.

IMPACT's digital and print resources can be used to personalize student learning according to their individual needs.

Through the use of the program components, you can assess and identify student strengths and areas of growth. Meet each student where they are by providing their perfect place, path, and pace!



Video + Explorer Magazine + Graphic Organizer




Name _____ Date _____ Chapter 6 Lesson 3

Investigate!
Read pages 24-29 in your Research Companion.
Look for clues from the text and visuals.
Write your notes in this chart.
Use your investigative skills to identify the cause and effects of the first peoples arriving in North America. This chart will help you organize your notes.

Page Number	What I Learn from the Text	What I Learn from the Visuals
25	The Olympics is a large competition.	
26		
29		

Inquiry Journal + Investigate Online



Inquiry Tools

Explore Topic and Key Details
The main topic is what the text is about.
Key details help you learn about the main topic.
To find the main topic and key details:
1. Read the article text. What is it about?
This is the main topic.
2. Read the text.
3. Look for sentences that tell you about the main topic. These are key details.
4. Write with your class to complete the chart.

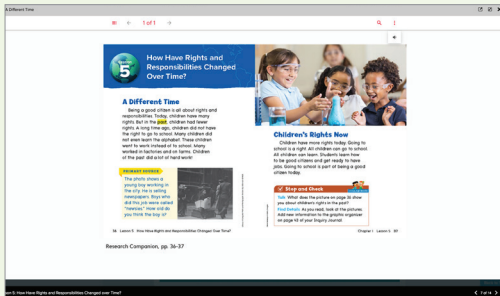
Main Topic: _____	Key Detail: _____
Good citizens follow the rules.	

Investigate!
Read pages 24-29 in your Research Companion.
Look for key details about rules and laws.
Write your information in the graphic organizer.

Main Topic: Rules and Laws	Key Detail	Key Detail
Rules and laws help citizens.		

- Explore a Timeline
- Word Play
- More to Investigate
- eText
- IMPACT NEWS
- URL
- Research
- Explore a Map

ePresentation + Graphic Organizer + Research Companion



Name _____ Date _____ Chapter 6 Lesson 3

Investigate!
Read pages 24-29 in your Research Companion.
Look for clues from the text and visuals.
Write your notes in this chart.
Use your investigative skills to identify the cause and effects of the first peoples arriving in North America. This chart will help you organize your notes.

Page Number	What I Learn from the Text	What I Learn from the Visuals
25	The Olympics is a large competition.	
26		
29		

Make Things Better
Citizens take care of their interests and needs. In addition, you help with class jobs. This book will help you learn how to help others who need help. It shows many citizens work for the good of others. They pick up trash. They plant trees and flowers. They help at the fire station. They bring meals to people who are sick.

Helping Others
United States President Jimmy Carter worked hard to help people. After he was president, he still wanted to help people. He became a volunteer. A volunteer helps people for free. He and his wife Rosalynn volunteered to build new homes for people. They also fix old homes. They volunteer with a group called Habitat for Humanity. They think everyone should have a good home.

Play and Check
Ask: Why do the Carter's help build homes?
What do they think? How do you like to help people?



VARIETY and DEPTH of ASSETS

Digital Tools at mheonline.com/Impact

1 ENGAGE

Resources in **Engage** will help you launch students on their investigative journeys.

ePresentation

Share a **Chapter** or **Lesson Video** to spark student interest.

Introduce content vocabulary with **Explore Words** and **Song Connections**.

Launch the **Inquiry Project** to promote collaboration.

eBook

Click on the icon to access the **Inquiry Journal** to start students on their journey.

Interactive IMPACT

Assign student content, including digital-only content.

Resources include:

- Engage with the EQ
- Chapter Video
- Inquiry Project
- Lesson Question
- Talk About It
- Analyze the Source
- Inquiry Tools Graphic Organizer (Printable and Online)

2 INVESTIGATE

The **Investigate** section includes chapter, lesson, and additional resources related to the topic.

ePresentation

Display chapter-level content for whole class instruction.

Model how to edit **Inquiry Tools Graphic Organizers**.

Display **Research It** tiles.

Share **Lesson Videos** for further enrichment on lesson topics.

Project and read **IMPACT Explorer Magazine** articles to deepen student understanding.

eBook

Access the **Research Companion** and **IMPACT Explorer Magazine** online.

Interactive IMPACT

Explore interactive **Time Lines**, **iMaps**, and **InfoGraphics**.

Stay up to date on current events with **IMPACT News**.

Access the **More to Investigate** section to extend student learning.

3 REPORT AND TAKE ACTION

In the **Report Your Findings** section, students demonstrate their understanding of the chapter content and vocabulary.

ePresentation

Provide a checklist to make sure students have covered all areas of the **Inquiry Project** with **EQ Take Action**.

Encourage students to find ways to make an **IMPACT** in their own communities with **Connections in Action**.

eBook

Click the icon to access the **Inquiry Journal** to **Take Action**.

Click the icon to access the **Research Companion** for **Connections in Action**.

Interactive IMPACT

Assign **Word Play** activities to give students the opportunity to demonstrate their understanding of chapter vocabulary.

Wrap up students' investigations with **Report Your Findings**.

PROFESSIONAL LEARNING with **IMPACT**

Teach with Confidence.

At McGraw-Hill Education, we are your partner in professional learning. From point-of-use expert videos to point-of-use teacher support notes to Professional Development whitepapers, you will be well supported throughout the instructional journey.

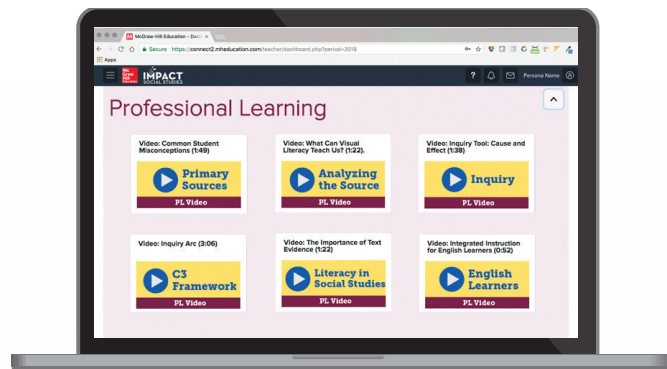
Point-of-Use Teaching Support

Point-of-use quick tips and features designed to give you the confidence to be the expert in the subject area are found in both the print and digital Teacher's Editions. They are designed to provide support at the teaching moment.

Ongoing Professional Learning

IMPACT Social Studies brings the experts to you by providing learning modules that focus on a set of best practices in social studies pedagogy, such as:

- How to teach with primary and secondary sources
- How to support Language Learners in the content areas
- How to teach with and for inquiry in social studies



Digital Tools

Digital Tool notes help you determine how and why to blend your students' learning experience.



VIDEOS

Chapter Videos:

For every chapter, there is a chapter video found in the **ENGAGE** section. Hosted by real children, the videos help students explore chapter content, tying back to the chapter's Essential Question. Using these videos to open the chapters helps students build background and better understand chapter content.

The Land and Native Peoples of North America



Learning Resource

- Add to student page
- Include in presentation



Lesson Videos:

Found in the **INVESTIGATE** section, and when appropriate, these videos are carefully curated from sources such as BBC. Students can explore people, places and events and deepen their understanding of content at point of use!

The Horse: "Sacred Dog" of the Plains



Video

Learning Resource

Add to student page

Include in presentation



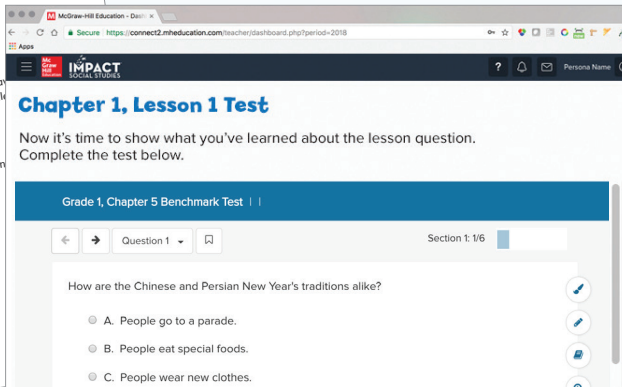
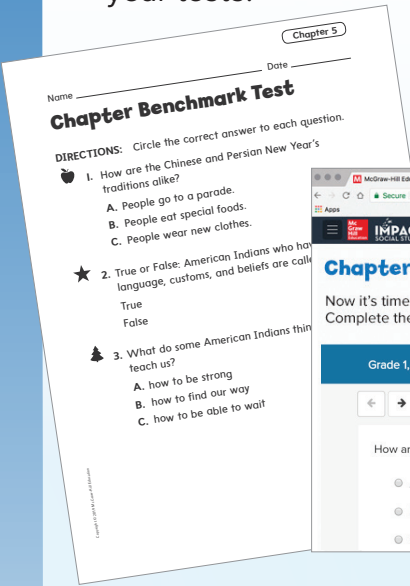


ASSESSMENT

IMPACT's frequent and measurable assessment is the cornerstone of effective teaching as it shines a light on areas of mastery and helps to drive instruction.

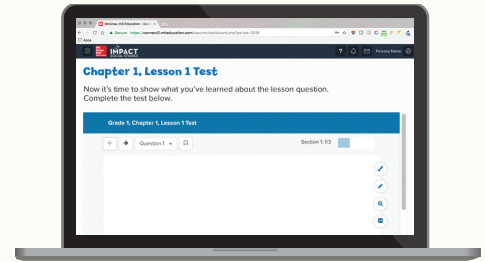
Formal assessment includes multiple choice, short response, and extended response. The tests can be taken directly online or printed off for a paper and pencil task.

Available assessments include pretests, benchmark tests, lesson tests, chapter tests, mid-year and end-of-year tests.



ASSESSMENT

Assessment of student learning is informed by formative discussion, writing prompts, and lesson specific rubrics to measure student comprehension of the core content, engagement, and students' application of Inquiry Tools!



“Effective social studies programs provide daily opportunities for students to gain new knowledge, produce questions and ideas, and receive feedback to keep them immersed in a productive cycle of learning.”

—Emily Schell, Ph.D.,
IMPACT Program Author

Assessment

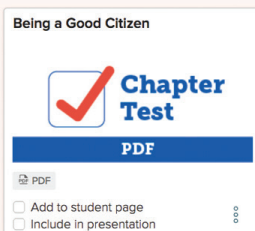
Online Chapter Assessment

This **Chapter Test** will capture students responses to questions and auto-grade select question types.



Printable Chapter Assessment

This **Chapter Test** can be printed for off-line administering.



Options for flexible use

ASSESSMENT with **IMPACT**

Know what your students know.

The flexible formal and informal paths included in the *IMPACT Social Studies* program are built on the understanding that **students thrive on feedback** from their teachers and peers.

IMPACT provides **daily opportunities** for students to **gain new knowledge**, **produce questions and ideas**, and **receive feedback** to keep them immersed in a productive **cycle of learning**.

IMPACT's data-driven, real-time information helps teachers make sound teaching decisions on the spot and across the school year. When decisions are informed by the right data at the right time, the needs of your students reside at the center.

The assessment of student learning is informed by state standards and national frameworks to help **all students** prepare now for **college, career, and civic life**.

Chapter 1 ASSESSMENT

MONITOR PROGRESS: Know What Your Students Know

Choose the assessment options that work best for you and your students.

Chapter Pre-Test (Optional)

Begin the Chapter

Measure children's content knowledge before you begin the chapter with the following questions.

Quick Check

- ✓ What do you think a "citizen" is?
- ✓ What things are important for citizens to do?
- ✓ How should citizens treat one another?
- ✓ What does it mean to "vote"?

1. Read aloud one of the questions. Ask children to share their responses as you record their ideas on index cards.
2. Review children's responses for misconceptions and factual errors and to inform instruction. You may wish to hang the cards in a two-column wall chart to review as children investigate Chapter 1.
3. **Don't Forget!** Revisit children's quick check responses with them. If children change their response, ask them to support the change with text evidence. You may wish to have children respond to a different prompt to measure children's content knowledge, such as *What can you do to be a good citizen?*

Ongoing Lesson Assessment

Use the lesson tools to monitor the **IMPACT** of your instruction!

Stop and Check

Use the questions provided in the Stop and Check prompts to monitor children's comprehension of the core lesson content. The Stop and Check questions, found in the Research Companion, prompt children to engage in discussions to deepen their understanding of the content.

Check for Success

Use this formative assessment tool to assess how well children understand the material they are learning in class. The Check for Success questions, located at point of use in the Teacher's Edition, are not a test but a way to assess children's comprehension of a particular topic. A Differentiate strategy offers one activity that you can use to quickly adapt your instruction.

Report Your Findings

Use each lesson task, Report Your Findings, to measure children's understanding of the lesson content and their ability to effectively express their understanding. See pages T28, T44, T58, T72, and T86 for task-specific evaluation rubrics. Report Your Findings is found in the Inquiry Journal.

Digital Tools

Lesson Assessments

Use the **Lesson Test** to monitor children's understanding of the lesson content. Online Lesson Tests are available for every lesson. You will also find the tools you need to create your own assessments and to track your children's progress. A printable Lesson Test is available for use in class.

Chapter Assessment Evaluate

Monitor children's understanding of core chapter content with one or more of the following assessment options.



Connections in Action

Use the **Connections in Action** to evaluate children's understanding of core chapter content through discussion in the Research Companion on pp. 42–43.



Inquiry Project

In this chapter's Inquiry Project, children will work with a small group to imagine and name a new country. They will draw a flag for their country and declare a right their citizens have as well as a rule they must follow. See pp. T6–T7 for more information.

Use the **EQ Inquiry Project** to measure children's understanding of the chapter content and their ability to effectively express their understanding. A task-specific evaluation rubric is available in the Online Teacher Resources.

	4	3	2	1
Civics	Strong understanding of what makes a quality rule and right.	Adequate understanding of what makes a quality rule and right.	Uneven understanding of what makes a quality rule and right.	No understanding of what makes a quality rule and right.
Vocabulary Acquisition	Demonstrates strong grasp of words and phrases acquired through chapter.	Demonstrates adequate grasp of words and phrases acquired through chapter.	Demonstrates uneven grasp of words and phrases acquired through chapter.	Demonstrates no grasp of words or phrases acquired through chapter.
Take Action	Clearly describes the country with relevant details, including country name, flag, rule, and right.	Adequately describes the country with some relevant details, including country name, flag, rule, and right.	Describes one or two details of the country, but description is sometimes unclear.	Does not describe the country clearly or with details.

Digital Tools

Chapter Assessments

Use the **Chapter Test** to monitor children's understanding of the chapter content. Online Chapter Tests are customizable and available for every chapter. You will also find the tools you need to create your own assessments and to track your children's progress. A printable Chapter Test is available for use in class.

Mc
Graw
Hill
Education

IMPACT™

SOCIAL STUDIES

also available as
IMPACTO™
ESTUDIOS SOCIALES

Social Studies does
not need to be one more
thing on your plate.

**Social Studies
IS the plate.**

Rebecca Valbuena
—Program Consultant

Reflect on
the **PAST**,

IMPACT
the future.

For additional information,
contact your McGraw-Hill
Education representative.

To sample digitally, go online to
mheonline.com/Impact