

## Student Dashboard

### Overview

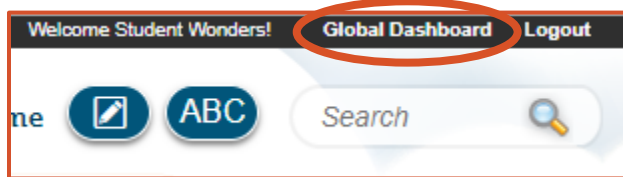
This is a guide to the Student Center Dashboard. It will help you explain to your students how to navigate their site and use the program features. You can access the Student Center by selecting the Student Edition on your My ConnectED Programs page.

- This is your version of the Student Edition. You will not see any particular student's information.



1. When you log in to *Wonders*, you see the Student Dashboard or home page.
2. The **Weekly Concept** and **Essential Question** for the current week also appears at the bottom of the screen.
3. Surrounding the character are Navigation Icons that let you quickly access resources needed for that week.
4. The Navigation Banner at the top of the screen allows you to access the pages in the program.

5. In the upper-right corner of the screen, select **Global Dashboard** to return to your Classes.
6. Click **Logout** to exit the program.




## Navigation Icons

Surrounding the character are Navigation Icons where you quickly access resources needed for that week.



- The name of the icon appears when you hover over it.
- These icons are also available on all pages in the program, at the bottom of the screen.



**To Do**

The **To Do** section provides you with a list of the work that they need to practice and complete. In addition, this is the area where you can access past and present assessments.



 A screenshot of the Wonders student dashboard. At the top, there's a navigation bar with 'Wonders', 'My Binder', 'Writing & Research', 'Resources', 'School to Home', 'ABC', and a search bar. Below this, the 'My Binder' section is active, showing 'Genre Focus: INFORMATIONAL TEXT: EXPOSITORY' and 'Essential Question: How do people respond to natural disasters?'. A table lists assignments:
 

| My To Do List  | My Work      | My Tests |                          |       |                           |       |   |  |
|--|--------------|----------|--------------------------|-------|---------------------------|-------|---|--|
| <table border="1"> <thead> <tr> <th>CURRENT WORK</th> <th>DUE</th> </tr> </thead> <tbody> <tr> <td>✓ Unit 1 - Opinion Essay</td> <td>03/26</td> </tr> <tr> <td>✓ Unit 1 - Personal Essay</td> <td>03/26</td> </tr> </tbody> </table> | CURRENT WORK | DUE      | ✓ Unit 1 - Opinion Essay | 03/26 | ✓ Unit 1 - Personal Essay | 03/26 | <h3>Unit 1 - Opinion Essay</h3> <p>Begin your writing assignment as described in the lesson.</p> <div style="border: 1px solid #ccc; padding: 5px;"> <p><b>Note to Teacher</b></p> <p>No Comment</p> </div> |  |
| CURRENT WORK   | DUE          |          |                          |       |                           |       |   |  |
| ✓ Unit 1 - Opinion Essay   | 03/26        |          |                          |       |                           |       |   |  |
| ✓ Unit 1 - Personal Essay  | 03/26        |          |                          |       |                           |       |   |  |

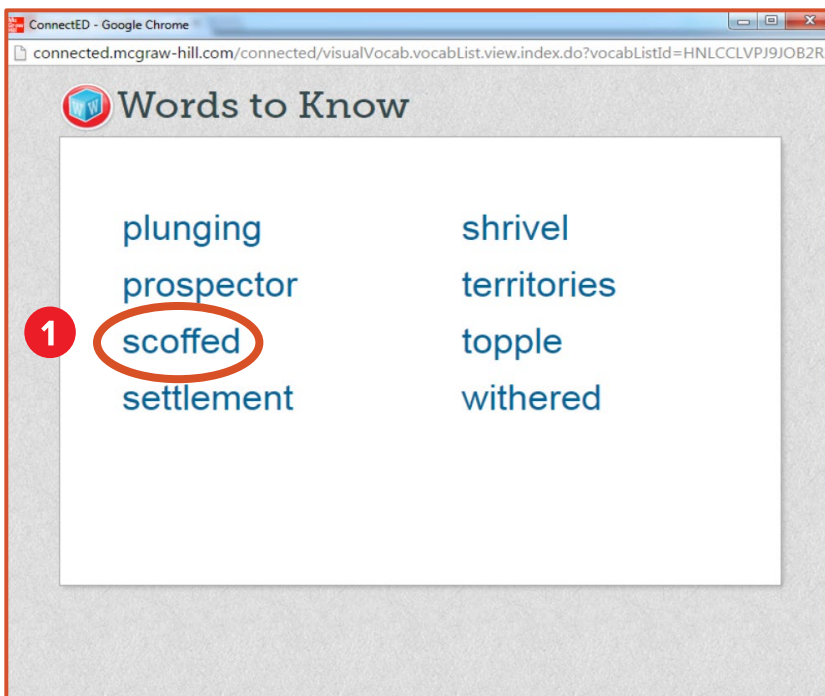
 A 'Past Assignments' button is located below the table. On the right, there's a 'Writer's Notebook' icon and a 'Unit 1 Genre Study 3 (Opinion)' card.

## Words to Know

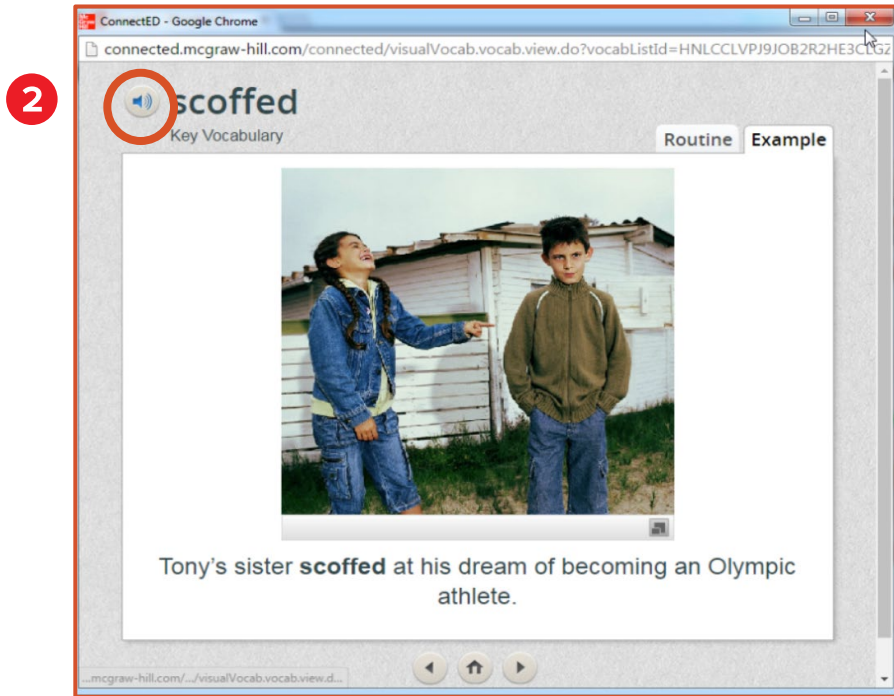
**Words to Know** gives your students access to key academic and domain vocabulary that are infused into all of the text that you will read during the week.



1. Click any of the **Words to Know** and get a definition and an example of how the word is used.



2. Click the audio button to have each word's pronunciation and definition read aloud.



**Write**

In grades K-12, the **Write** section is where you access **Writer's Notebook** resources.



These resources are online mini-lessons that are focused on a variety of facets of the writing process.

The screenshot shows a 'Resources' section with a search bar and a 'My Favorites' tab. Below is a 'Writer's Workspace' containing eight cards, each for a different letter: U, Z, R, O, Q, E, F, and C. Each card features a handwriting guide with the alphabet and a star icon.

In grades 2-6, the Write section takes you to the Writer’s Notebook, a resource where you can access online mini-lessons that are focused on the writing process.

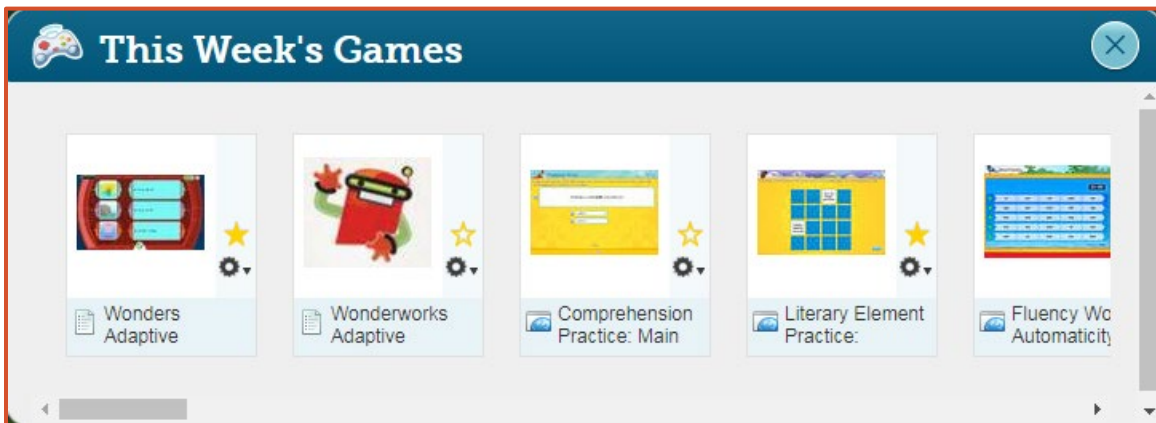
WRITER'S *NOTEBOOK* Student Wonders

Workshops

| Unit   | Lesson                      | Stage       | Unread Comments |
|--------|-----------------------------|-------------|-----------------|
| Unit 1 | Opinion Essay               | Publish     | 0               |
| Unit 1 | Personal Narrative          | Revise      | 0               |
| Unit 2 | Compare-and-Contrast Essay  | Not Started | 0               |
| Unit 2 | Lyric Poem                  | Not Started | 0               |
| Unit 3 | Realistic Fiction Narrative | Not Started | 0               |
| Unit 3 | Opinion Essay               | Not Started | 0               |
| Unit 4 | Narrative Nonfiction Essay  | Not Started | 0               |
| Unit 4 | Narrative Poem              | Not Started | 0               |
| Unit 5 | Explanatory Essay           | Not Started | 0               |
| Unit 5 | Expository Essay            | Not Started | 0               |

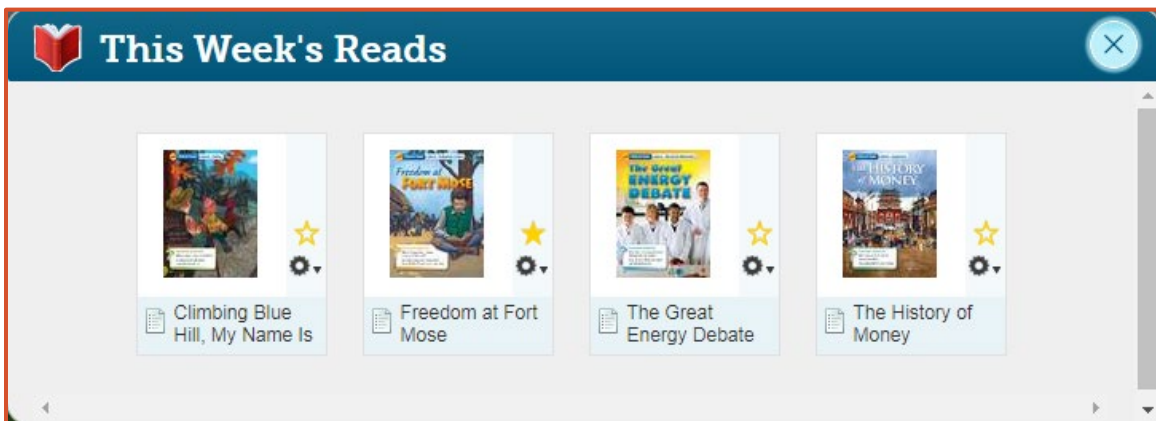
### Games

The **Games** section provides you with a wide range of games that support foundational skills, vocabulary, and spelling.



### Read

The **Read** section offers differentiated resources to each learner. Here, you can access all of their eBooks for a given week.





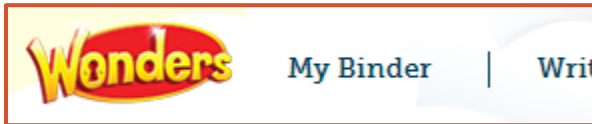
## Navigation Banner

Links to specific pages appear at the top of the screen throughout the site.



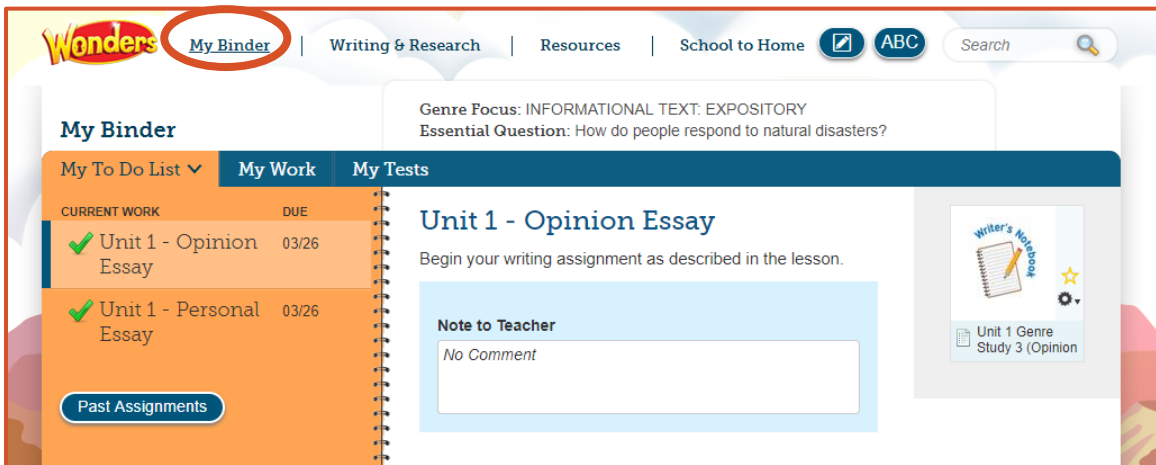
## Home

Click the *Wonders* banner to return to the Dashboard at any time.



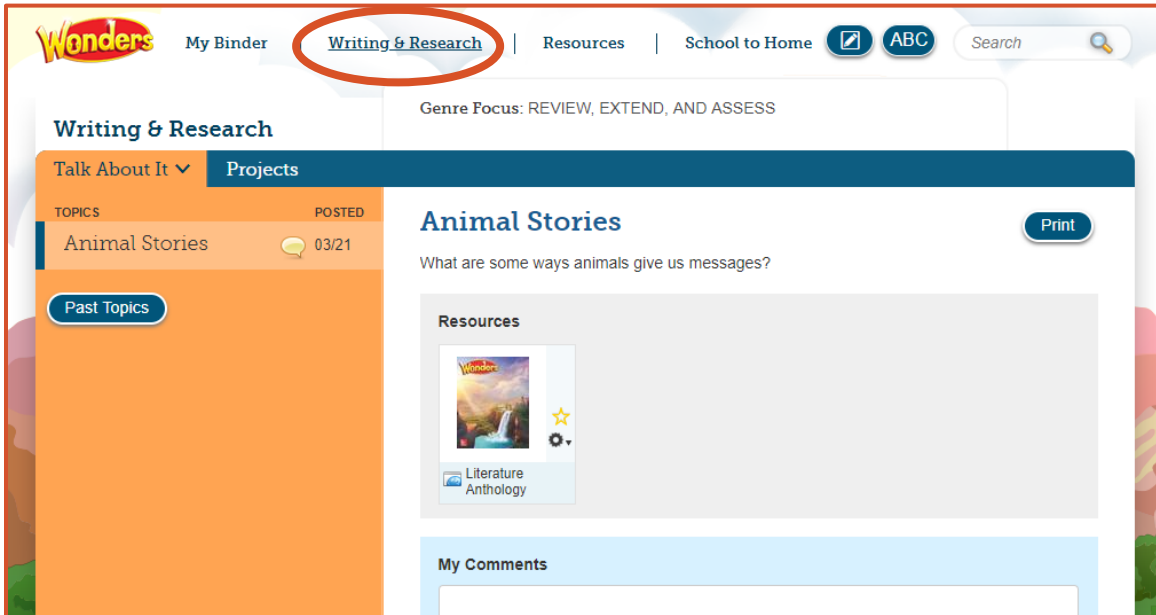
## My Binder

**My Binder** provides another way you can access their work and tests.



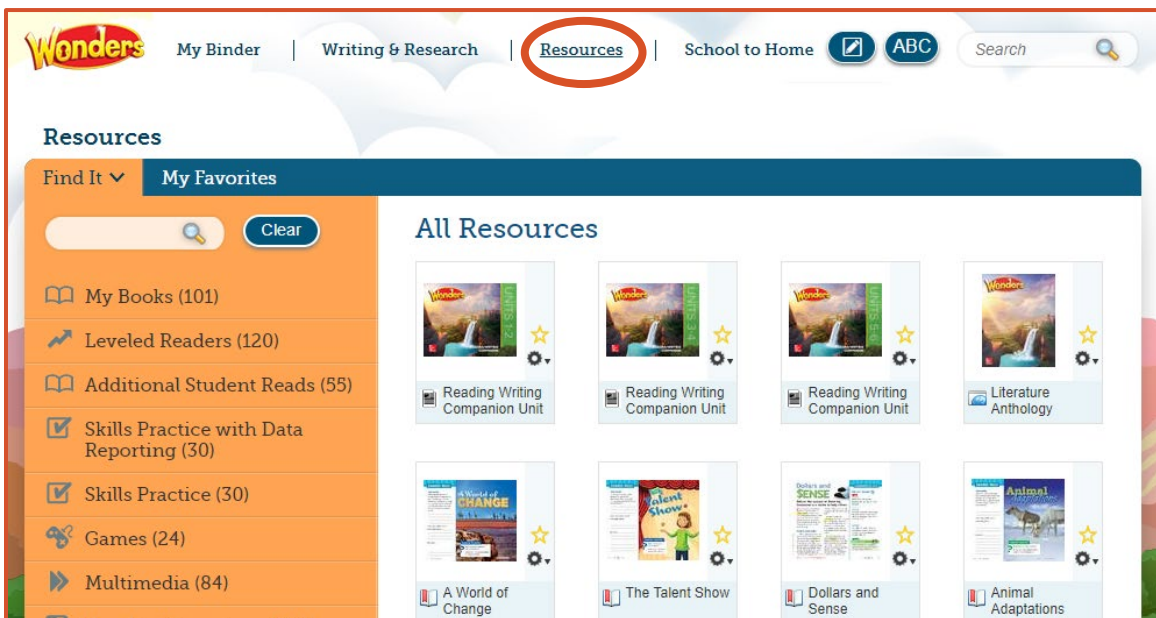
### Writing & Research

The **Writing & Research** section provides a place where can interact with your teacher and other students. Your teacher will pose a specific question and you and your class can have a conversation around those questions.



### Resources

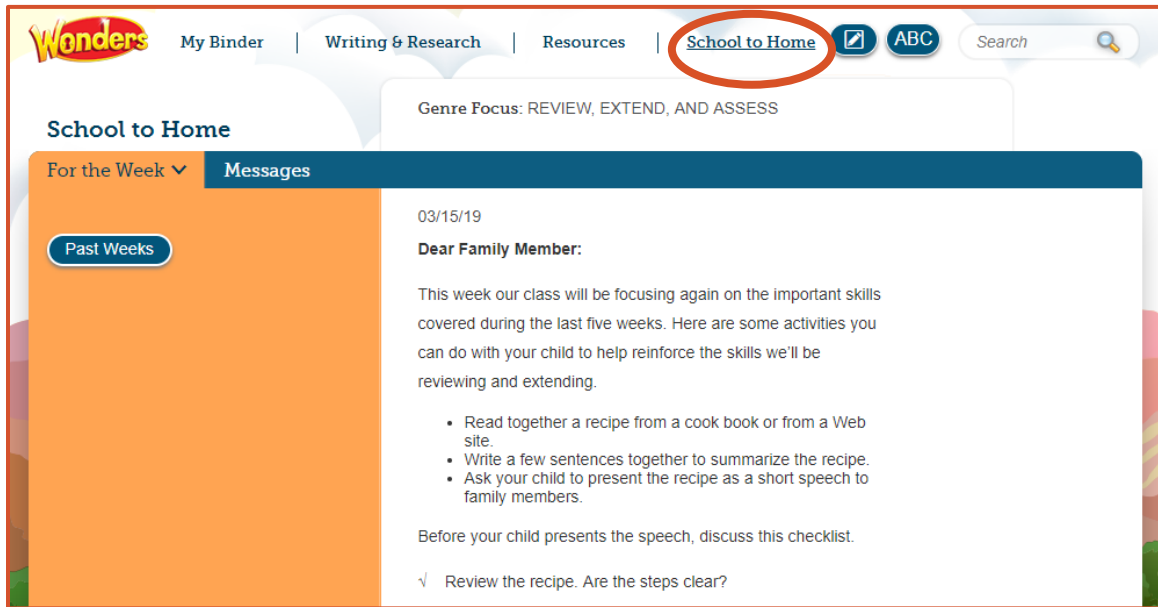
The **Resources** section provides you with all of the resources in the program.



## School to Home

The **School to Home** section provides you with the letter of the week that your students' families and caregivers have received, along with word workouts, comprehension checks, and spelling lists.

This is also where students see your messages to the class.



The screenshot shows the Wonders School to Home interface. The navigation banner includes links for My Binder, Writing & Research, Resources, and School to Home (circled in red). The School to Home section is titled "School to Home" and has a "Genre Focus: REVIEW, EXTEND, AND ASSESS". Below this, there are tabs for "For the Week" and "Messages". The "Messages" tab is active, showing a message dated 03/15/19. The message is addressed to "Dear Family Member:" and discusses the focus on reviewing and extending skills. It includes a list of activities: "Read together a recipe from a cook book or from a Web site.", "Write a few sentences together to summarize the recipe.", and "Ask your child to present the recipe as a short speech to family members." Below the list, it says "Before your child presents the speech, discuss this checklist." and "Review the recipe. Are the steps clear?"

## Other Tools

Other tools available in the Navigation Banner include notes, the course glossary, and the program search.



The screenshot shows the Wonders navigation banner. The "School to Home" link is circled in red. To its right are icons for notes, ABC, and a search bar.