

**Reading Mastery Signature Edition, Grade K / Activity Page 1** (after Lesson 10)

**Activity:** Words with the sounds “a” and “m”

**What to do:** Think of 3 words that have the sound “a” (as in *am*) in them. Draw a picture to match the words.

Words with “a”		
Picture 1:          	Picture 2:          	Picture 3:          

**What to do:** Think of 3 words that have the sound “m” (as in *man*) in them. Draw a picture to match the words.

Words with “m”		
Picture 1:          	Picture 2:          	Picture 3:          

**Reading Mastery Signature Edition, Grade K / Activity Page 2** (after Lesson 20)

**Activity:** Words with the “s” sound

**What to do:** Think of 4 words with the “s” sound in them. Draw pictures of the “s” words in the boxes below. Then have an adult write the word for each picture.


**Reading Mastery Signature Edition, Grade K / Activity Page 3** (after Lesson 30)

**Activity:** Drawing “me”

**What to do:** Read the word “me” and draw a picture of yourself.

me

**Reading Mastery Signature Edition, Grade K / Activity Page 4** (after Lesson 40)

**Activity:** Word Search with “ad” words

**What to do:** Find and circle the words **mad** and **sad**. Talk about the emotions with an adult. When have you felt **mad**? When have you felt **sad**? What can you do when you feel **mad** or **sad**?

m a d


d t b

s a d

**Reading Mastery Signature Edition, Grade K / Activity Page 5** (after Lesson 50)

**Activity:** Words that start with the “t” and “n” sound s

**What to do:** Draw a picture of a **t**ree in the box below (or cut out a picture of a **t**ree). Think of four other words that start with the “t” sound and have an adult write the words beside the **t**ree.




1. \_\_\_\_\_

2. \_\_\_\_\_

3. \_\_\_\_\_

4. \_\_\_\_\_

**What to do:** Draw a picture of a **n**ose in the box below (or cut out a picture of a **n**ose). Think of four other words that start with the “n” sound and have an adult write the words beside the **n**ose.



1. \_\_\_\_\_

2. \_\_\_\_\_


3. \_\_\_\_\_

4. \_\_\_\_\_

**Reading Mastery Signature Edition, Grade K / Activity Page 6** (after Lesson 60)

**Activity:** Picture Comprehension

**What to do:** Have an adult draw a picture in the space below (or cut out a picture). Explain what you think is happening in the picture. Tell what you think will happen next. Have an adult write down your ideas.



---

---

---

---

---

---

---

---

**Reading Mastery Signature Edition, Grade K / Activity Page 7** (after Lesson 70)

**Activity:** Word Search with irregular words

**What to do:** Find and circle the words **is**, **this**, and **the**.

t h i s

b d t y

i s h n

j q e p

**Reading Mastery Signature Edition, Grade K / Activity Page 8** (after Lesson 80)

**Activity:** Matching beginning sounds with pictures

**What to do:** In the top row of boxes, have an adult help you draw or cut and paste pictures of a heart, ladder, ladybug, under (one object under another; talk about the concept), helicopter and umbrella. Cut out the letters below and paste the correct beginning sound under the pictures.


u u l l h h



**Reading Mastery Signature Edition, Grade K / Activity Page 9** (after Lesson 90)


**Activity:** Reading comprehension

**What to do:** Have an adult read you the story and questions below. Then write the answers on the lines.

A lizard named Glen loved to hide. He hid in grass and under bushes. He could not hide next to an apple because other animals would see him there.

1. Who is the story about? \_\_\_\_\_
2. What did Glen like to do? \_\_\_\_\_
3. Where did he hide? \_\_\_\_\_
4. Why didn't it work for Glen to hide next to an apple? \_\_\_\_\_  
\_\_\_\_\_
5. Why doesn't Glen want other animals to see him? \_\_\_\_\_  
\_\_\_\_\_

When you're done, draw a picture of the story below:



**Reading Mastery Signature Edition, Grade K / Activity Page 10** (after Lesson 100)

**Activity:** Words with the “sh” sound at the beginning and at the end

**What to do:** Think of 2 words that start with the “sh” sound and 2 words that end with the “sh” sound. Have an adult write them on the lines below. Then draw or cut out a picture for one of the words you chose.

Words beginning with “sh”

\_\_\_\_\_

\_\_\_\_\_

Words ending with “sh”

\_\_\_\_\_

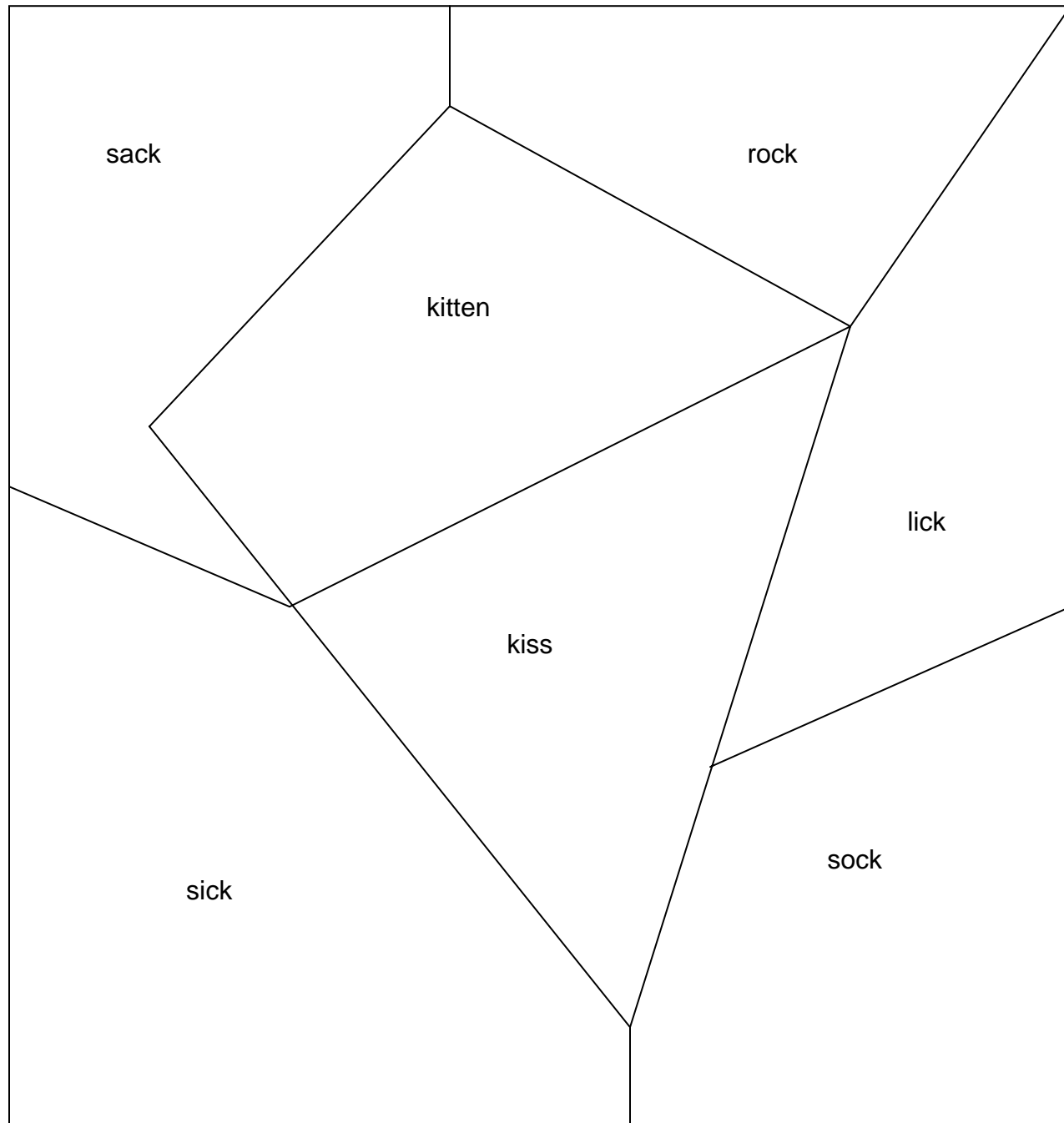
\_\_\_\_\_



**Reading Mastery Signature Edition, Grade K / Activity Page 11** (after Lesson 110)

**Activity:** Words with the “k” sound made by the letters **k** or **ck**

**What to do:** If the “k” sound is at the beginning of the word, color the space red. If the “ck” sound is at the end of the word, color the space blue.



What shape do you see?

Have an adult write the word for the shape \_\_\_\_\_

*Reading Mastery Signature Edition, Grade K / Activity Page 12* (after Lesson 120)

**Activity:** Word Search with irregular words

**What to do:** Circle the words **said**, **was**, **of**, and **to**.

s a i d

t x m w

o o f a

b c x s

**Reading Mastery Signature Edition, Grade K / Activity Page 13** (after Lesson 130)

**Activity:** Making words with “ar”

**What to do:** Fill in the blanks with “ar” to create rhyming words. Read the words and draw or cut out a picture to match each word.

c_____	b_____	f_____	j_____

**Reading Mastery Signature Edition, Grade K / Activity Page 14** (after Lesson 140)


**Activity:** Actions that end in “ing”

**What to do:** Think of 2 actions that end in “ing;” act them out and have an adult write the words on the lines. Then draw or cut out a picture to show one of the actions you chose.

Actions ending in “ing”

---

---



**Reading Mastery Signature Edition, Grade K / Activity Page 15** (after Lesson 150)

**Activity:** Word Search with irregular words

**What to do:** Circle **you**, **brother**, **mother** and **love**

b r o t h e r

m n y y n k y

o r b k c k x

t w y l k d l

h t l p m p o

e l t y o u v

r m r n j f e

**Reading Mastery Signature Edition, Grade K / Activity Page 16** (after Lesson 160)

**Activity:** Words with the “j” (as in *jump*) sound

**What to do:** Find 3 things in your house with the “j” (as in *jump*) sound. Have an adult write the words on the blanks. Then circle **beginning**, **middle** or **end** to describe where you hear the sound in the word.

Words with “j”

\_\_\_\_\_

beginning      middle      end

\_\_\_\_\_

beginning      middle      end

\_\_\_\_\_

beginning      middle      end

Draw or cut out a picture for one of the words you chose.





**Reading Mastery Signature Edition, Grade 1 / Activity Page 1** (after Lesson 10)

**Activity:** Words with “ar”

**What to do:** Fill in each blank with “ar.” Read each word with an adult and say whether the “ar” sound is at the beginning, in the middle, or at the end of the word.

c\_\_\_\_\_

b\_\_\_\_\_

f\_\_\_\_\_

y\_\_\_\_\_n

f\_\_\_\_\_m

b\_\_\_\_\_n

t\_\_\_\_\_t

\_\_\_\_\_m

\_\_\_\_\_t

st\_\_\_\_\_t

y\_\_\_\_\_d

b\_\_\_\_\_k

**Reading Mastery Signature Edition, Grade 1 / Activity Page 2** (after Lesson 20)

**Activity:** Word Search with irregular words

**What to do:** Find and circle the words **of, do, talk, walk, boy, girl, come, some** and **what**.

w s o m e r

a c o m e k

l m r o f g

k t a l k i

w h a t d r

j b o y o l

**Reading Mastery Signature Edition, Grade 1 / Activity Page 3** (after Lesson 30)

**Activity:** Defining vocabulary words

**What to do:** Think of how you would describe the words below to a friend. Think of a sentence that would help someone understand what the word means. Have an adult write your sentence beside each word.

bake: \_\_\_\_\_

\_\_\_\_\_

kind: \_\_\_\_\_

\_\_\_\_\_

street: \_\_\_\_\_

\_\_\_\_\_

drop: \_\_\_\_\_

\_\_\_\_\_

horn: \_\_\_\_\_

\_\_\_\_\_

farmer: \_\_\_\_\_

\_\_\_\_\_

**Reading Mastery Signature Edition, Grade 1 / Activity Page 4** (after Lesson 40)

**Activity:** Words with “aI”

**What to do:** If the word has the sound “aI” (as in *ball*), circle it with a purple crayon. If the word does not have the sound “aI,” cross it out with a red crayon.

blow	six	hold	ball
last	mall	bug	tall
falls	three	all	also
taller	salt	rip	small
candy	kick	calling	win
hall	small	thank	always

**Reading Mastery Signature Edition, Grade 1 / Activity Page 5** (after Lesson 50)

**Activity:** Word Search with “ou” (as in *out*) words

**What to do:** Find and circle the words **cloud, loud, out, shout, sound, hound, ouch, found** and **round**.

y o l u d o u t  
i f o r o u n d  
s o u n d d i s  
h u d t y j q h  
o n c l o u d o  
u d g k v r y u  
n l n p t r w t  
d n f l o u c h

Now find a hidden message by copying the first 8 unused letters on the blanks below.

\_\_\_\_\_!

**Reading Mastery Signature Edition, Grade 1 / Activity Page 6** (after Lesson 60)

**Activity:** Silent -e rule

**What to do:** Cut out the **e** below. Read each word below. Then put the **e** at the end of the word and read the new word. Have an adult draw a star in the box for each word you read correctly. Talk about what each word means.

rat

hid

pin

cap

can

kit

e

Draw a star for each word read correctly (12 total, 2 for each).

**Reading Mastery Signature Edition, Grade 1 / Activity Page 7** (after Lesson 70)

**Activity:** Using vocabulary words in context

**What to do:** Read each sentence with an adult and fill in the blank with the correct vocabulary word. Then draw a picture to illustrate one of the sentences.

**bending    hugged    save    paper    kites    string**


The mother was \_\_\_\_\_ over to pick up the child.

I want to \_\_\_\_\_ my money to buy a puppy.

We made \_\_\_\_\_ airplanes to fly across the room.

\_\_\_\_\_ need \_\_\_\_\_ so they won't fly away.

My brother \_\_\_\_\_ me when he left the house.



**Reading Mastery Signature Edition, Grade 1 / Activity Page 8** (after Lesson 80)

**Activity:** Picture Comprehension

**What to do:** Have an adult draw a picture on the back of this paper (or cut out a picture and glue it on the back). Have an adult write your answers to the questions below:

1. What do you think is happening in the picture?

---

---

2. Where do you think this is taking place?

---

---

3. What do you think will happen next?

---

---



**Reading Mastery Signature Edition, Grade 1 / Activity Page 9** (after Lesson 90)

**Activity:** Word Search with irregular words

**What to do:** Find and circle the words **somebody**, **answer**, **nothing**, **said**, **anybody** and **you** (hint: the words may be diagonal).

a a n s w e r y

n n w h a t d i

y s o s y o o u

b a r t b f a v

o i o e h r i t

d d m e u i t h

y o i o n g n t

s o y r e a d g

What is the hidden question? (Copy the unused letters from left to right in the blanks below.)

\_\_\_\_\_

\_\_\_\_\_

\_\_\_\_\_ ? Answer: \_\_\_\_\_

**Reading Mastery Signature Edition, Grade 1 / Activity Page 10** (after Lesson 100)

**Activity:** Words with **ea** and **ee**

**What to do:** These words all have the long -e sound in them. The letters **ea** and **ee** both make the long -e sound. Fill in the blanks with **ea** or **ee** to complete the words.

n\_\_\_\_d

ch\_\_\_\_k

t\_\_\_\_r

s\_\_\_\_d

ch\_\_\_\_se

l\_\_\_\_ves

t\_\_\_\_ch

s\_\_\_\_t

l\_\_\_\_p

Go back and circle the words with **ea** green and the words with **ee** orange. Then try to use each word in a sentence. Have an adult write 2 of your sentences below.

1) \_\_\_\_\_

2) \_\_\_\_\_

**Reading Mastery Signature Edition, Grade 1/ Activity Page 11** (after Lesson 110)

**Activity:** Matching activity

**What to do:** Draw a line to connect each vocabulary word to its correct description. Then try to use each word in a sentence. Have an adult write 2 of your sentences below.

nest	has liquid on it; the opposite of dry
wet	a pile of something
bald	someone who has no hair
heap	what you feel when something scares you
fear	a home made of branches; where a bird lives

1) \_\_\_\_\_

2) \_\_\_\_\_

**Reading Mastery Signature Edition, Grade 1 / Activity Page 12** (after Lesson 120)

**Activity:** Word Search

**What to do:** Find and circle the words **face**, **new**, **laugh**, **through**, **themselves** and **shade**. Then find the hidden message in the first 5 rows of unused letters and write it on the blanks below.

T	H	E	M	S	E	L	V	E	S
Y	O	U	A	R	E	E	D	O	I
L	N	G	S	O	C	W	E	L	L
A	I	N	Y	A	O	U	R	R	E
U	N	A	F	D	I	N	G	M	N
G	H	E	T	X	E	M	R	N	P
H	D	J	W	D	T	T	J	Q	J
N	C	Y	A	G	K	J	T	B	L
W	T	H	R	O	U	G	H	N	K
L	S	W	F	W	D	B	T	N	N

Hidden message:

\_\_\_\_\_

\_\_\_\_\_

\_\_\_\_\_!

***Reading Mastery Signature Edition, Grade 1 / Activity Page 13*** (after Lesson 130)

**Activity:** Creative writing with vocabulary words

**What to do:** Create a story using the following vocabulary words: **person, flipping, hug, hungry, fingers** and **teeth**. Have an adult write your story on the lines below. Create a title for the first line and sign your name as the author at the end. Draw an illustration below your story.

---

---

---

---

---

---

---


---

---

---

---

by \_\_\_\_\_



**Reading Mastery Signature Edition, Grade 1 / Activity Page 14** (after Lesson 140)

**Activity:** Counting letters in words

**What to do:** Cut out the vocabulary words below. Read each word. Count the number of letters in each word and paste it in the correct column in the table. Then answer the questions.

Number of Letters				
3 letters	4 letters	5 letters	6 letters	7 letters

1. Which column has the most words? \_\_\_\_\_
2. Which column has only 1 word? \_\_\_\_\_
3. Which column does not have any words? \_\_\_\_\_

loaded	chicken	branch	toe	joke
slid	stepped	safe	feather	turtles

**Reading Mastery Signature Edition, Grade 1/ Activity Page 15** (after Lesson 150)

**Activity:** Drawing pictures to illustrate vocabulary words

**What to do:** Read the words and draw a picture to illustrate each word. Then write a sentence using each word.

leaning	sinking	sniffed

1) \_\_\_\_\_

2) \_\_\_\_\_

3) \_\_\_\_\_

**Reading Mastery Signature Edition, Grade 1 / Activity Page 16** (after Lesson 160)

**Activity:** Defining vocabulary words

**What to do:** Think of how you would describe the words below to a friend. Think of a sentence that would help someone understand what the word means. Have an adult help you write your sentence beside each word.

chop: \_\_\_\_\_

\_\_\_\_\_

vine: \_\_\_\_\_

\_\_\_\_\_

whale: \_\_\_\_\_

\_\_\_\_\_

winter: \_\_\_\_\_

\_\_\_\_\_

prince: \_\_\_\_\_

\_\_\_\_\_

disappeared: \_\_\_\_\_

\_\_\_\_\_

handle: \_\_\_\_\_

\_\_\_\_\_



**Reading Mastery Signature Edition, Grade 2 / Activity Page 1** (after Lesson 10)

**Activity:** Word Search with clues

**What to do:** Write the correct vocabulary words in the blanks below. Then find those 5 words in the Word Search below (the unused words are not in the Word Search).

**striped whole wise seasons ruler garden half**

1. Not the whole; divide something into 2 parts, this is one of those parts. \_\_\_\_\_
2. Someone who is smart or who knows a lot of things. \_\_\_\_\_
3. A patch of dirt where fruits, vegetables and/or flowers grow. \_\_\_\_\_
4. A tool that is used to measure things. \_\_\_\_\_
5. Winter, Spring, Summer, Fall. \_\_\_\_\_

B	W	Z	Y	F	Q	F	X
N	V	M	R	R	L	X	R
G	R	R	X	A	G	E	Q
A	R	U	H	N	S	P	N
R	G	T	L	I	R	L	Z
D	Y	F	W	E	F	R	N
E	R	M	T	N	R	R	T
N	S	E	A	S	O	N	S

**Reading Mastery Signature Edition, Grade 2 / Activity Page 2** (after Lesson 20)

**Activity:** Researching Alaska


**What to do:** Write 3 facts about Alaska on the lines below. Use magazines, T.V. programs, the Internet, books, a dictionary, or any other resource you have. Write where you found your information. Then draw a picture of what you think Alaska looks like based on what you learned.

Fact 1: \_\_\_\_\_  
\_\_\_\_\_

Fact 2: \_\_\_\_\_  
\_\_\_\_\_

Fact 3: \_\_\_\_\_  
\_\_\_\_\_

Where did you find your information? \_\_\_\_\_



**Reading Mastery Signature Edition, Grade 2 / Activity Page 3** (after Lesson 30)

**Activity:** Researching New York City


**What to do:** Write 3 facts about New York City on the lines below. Use magazines, T.V. programs, the Internet, books, a dictionary, or any other resource you have. Write where you found the information. Then draw an illustration of what you think New York City looks like based on what you learned.

Fact 1: \_\_\_\_\_  
\_\_\_\_\_

Fact 2: \_\_\_\_\_  
\_\_\_\_\_

Fact 3: \_\_\_\_\_  
\_\_\_\_\_

Where did you find your information? \_\_\_\_\_



**Reading Mastery Signature Edition, Grade 2 / Activity Page 4** (after Lesson 40)

**Activity:** Word Search with vocabulary words

**What to do:** Find and circle the vocabulary words listed. Then figure out the mystery question by writing the unused letters from the first 3 lines of the Word Search on the blanks below. Answer the question on the blank provided.

**gram    speedometer    realized    insect    engine    passengers**

W	H	A	T	D	O	S	P	E	E	D
O	R	E	A	L	I	Z	E	D	S	M
E	T	E	R	S	D	O	?	R	Z	K
S	P	E	E	D	O	M	E	T	E	R
Z	M	C	J	T	J	G	B	Z	M	E
I	N	B	F	K	N	L	D	A	X	N
Y	N	W	L	E	L	L	R	L	L	G
M	Z	S	S	D	T	G	M	B	R	I
Q	Y	S	E	N	V	D	X	C	Q	N
Q	A	R	H	C	D	M	R	M	Z	E
P	F	Y	P	N	T	T	V	M	R	G

\_\_\_\_\_

\_\_\_\_\_?

**Reading Mastery Signature Edition, Grade 2 / Activity Page 5** (after Lesson 50)

**Activity:** Researching and Comparing the Pacific Ocean and Lake Michigan

**What to do:** Write 2 facts about the Pacific Ocean and 2 facts about Lake Michigan on the lines below. Use magazines, T.V. programs, the Internet, books, a dictionary, or any other resource you have.

**Pacific Ocean Facts**

Fact 1: \_\_\_\_\_

\_\_\_\_\_

Fact 2: \_\_\_\_\_

\_\_\_\_\_

**Lake Michigan Facts**

Fact 1: \_\_\_\_\_

\_\_\_\_\_

Fact 2: \_\_\_\_\_

\_\_\_\_\_

**Comparing the Pacific Ocean and Lake Michigan**

1. How are the Pacific Ocean and Lake Michigan the same? \_\_\_\_\_

\_\_\_\_\_

\_\_\_\_\_

2. How are the Pacific Ocean and Lake Michigan different? \_\_\_\_\_

\_\_\_\_\_

\_\_\_\_\_

**Reading Mastery Signature Edition, Grade 2 / Activity Page 6** (after Lesson 60)

**Activity:** Defining vocabulary words

**What to do:** Think of how you would describe the words below to a friend. Think of a sentence that would help someone understand what the word means. Write your sentence beside each word. Then read your sentences to an adult and see if they can guess what vocabulary word you are describing.

contest: \_\_\_\_\_

\_\_\_\_\_

echoed: \_\_\_\_\_

\_\_\_\_\_

jungle: \_\_\_\_\_

\_\_\_\_\_

raw: \_\_\_\_\_

\_\_\_\_\_

weigh: \_\_\_\_\_

\_\_\_\_\_

frost: \_\_\_\_\_

\_\_\_\_\_

announce: \_\_\_\_\_

\_\_\_\_\_

**Reading Mastery Signature Edition, Grade 2 / Activity Page 7** (after Lesson 70)

**Activity:** Word Search with vocabulary words

**What to do:** Find and circle the words **directly**, **important**, **investigate**, **lowered** and **damage** (hint: the words may be backwards).

L	O	W	E	R	E	D	L	T	I	L
T	K	V	N	P	Q	N	N	T	N	W
M	Z	T	Z	T	L	A	P	Y	V	L
D	Z	K	T	D	T	F	N	L	E	R
Q	A	M	H	R	T	V	D	T	S	K
P	B	M	O	M	L	L	K	C	T	H
F	Y	P	A	T	N	Q	W	E	I	N
W	M	N	K	G	L	Q	R	R	G	L
I	Q	L	M	L	E	Y	Z	I	A	K
W	G	Z	Q	W	D	V	R	D	T	K
G	X	C	N	X	P	R	F	L	E	D

**Reading Mastery Signature Edition, Grade 2 / Activity Page 8** (after Lesson 80)

**Activity:** Demonstrating vocabulary meaning


**What to do:** Write a sentence using each of the following words: **pretend** and **practice**. Then draw a picture to illustrate each sentence.

**pretend:**

---

---

pretend




**practice:**

---

---

practice







**Reading Mastery Signature Edition, Grade 2 / Activity Page 10** (after Lesson 100)

**Activity:** Researching electricity and magnets

**What to do:** Write 2 facts about electricity and 2 facts about magnets. Use magazines, T.V. programs, the Internet, books, a dictionary, or any other resource you have.

**Facts About Electricity**

Fact 1: \_\_\_\_\_  
\_\_\_\_\_

Fact 2: \_\_\_\_\_  
\_\_\_\_\_

Where did you find your information? \_\_\_\_\_

**Facts About Magnets**

Fact 1: \_\_\_\_\_  
\_\_\_\_\_

Fact 2: \_\_\_\_\_  
\_\_\_\_\_

Where did you find your information? \_\_\_\_\_

**Reading Mastery Signature Edition, Grade 2 / Activity Page 11** (after Lesson 110)

**Activity:** Using vocabulary words in context

**What to do:** Write a sentence using each of the vocabulary words below. Write your sentences on the lines below. Then read each sentence to an adult and ask if they can tell you the meaning of each word from the clues in your sentence.

**receive:**

---

---

**honest:**

---

---

**confusion:**

---

---

**relative:**

---

---

**Reading Mastery Signature Edition, Grade 2 / Activity Page 12** (after Lesson 120)

**Activity:** Researching India

**What to do:** Write 3 facts about India on the lines below. Use magazines, T.V. programs, the Internet, books, a dictionary, or any other resources you have. Write where you found the information. Then draw an illustration of what you think India looks like based on what you learned.

Fact 1: \_\_\_\_\_

\_\_\_\_\_


Fact 2: \_\_\_\_\_

\_\_\_\_\_

Fact 3: \_\_\_\_\_

\_\_\_\_\_

Where did you find your information? \_\_\_\_\_



**Reading Mastery Signature Edition, Grade 2 / Activity Page 13** (after Lesson 130)

**Activity:** Word Search with vocabulary words

**What to do:** Find and circle the words **encyclopedia, jewels, project, constantly, describe, and involved.**

P	Y	L	T	N	A	T	S	N	O	C	S
W	F	N	C	R	I	P	C	Y	K	L	J
T	K	T	L	D	D	K	W	M	E	L	K
L	Q	T	D	Q	E	P	Q	W	T	G	G
N	Z	I	V	J	P	S	E	T	J	L	L
K	R	N	B	D	O	J	C	K	C	K	M
H	J	V	G	F	L	N	N	R	K	K	Q
P	R	O	J	E	C	T	R	M	I	J	L
L	K	L	M	T	Y	Y	R	B	K	B	N
V	P	V	H	J	C	K	L	Y	Q	N	E
X	N	E	F	P	N	G	G	N	Y	H	C
M	T	D	L	Y	E	Z	F	W	K	F	W

**Reading Mastery Signature Edition, Grade 2 / Activity Page 14** (after Lesson 140)

**Activity:** Creative writing with vocabulary words

**What to do:** Create a story using the following vocabulary words: **pyramid, discover, buried, forever,** and **earthquake.** Have an adult write your story on the lines below. Create a title for the first line and sign your name as the author at the end. Draw an illustration below your story.

---

---

---

---

---

---

---

---

---

---

---

---

---

---

---

---

---

---

---

---


---

---

---

---

by \_\_\_\_\_



**Reading Mastery Signature Edition, Grade 2 / Activity Page 15** (after Lesson 145)

**Activity:** Word Search with fill in the blanks

**What to do:** Write the correct vocabulary words in the blanks below. Then find those 5 words in the Word Search (the unused word is not in the Word Search). Figure out the hidden message by writing the unused letters from the first 3 lines of the Word Search on the blanks below.

**probably    wrapped    confused    microphone    spy    attacked**

1. I \_\_\_\_\_ her birthday present with a pink bow.
2. The lion \_\_\_\_\_ the deer.
3. There are no clouds in the sky today, so it \_\_\_\_\_ won't rain.
4. The girl was \_\_\_\_\_ when she was working on the math problem.
5. The teacher spoke into a \_\_\_\_\_ at the assembly.

M	G	R	E	A	T	J	O	A	B
Y	I	T	H	I	S	Y	E	T	A
L	R	C	!	R	T	N	D	T	F
B	F	K	R	Y	Z	E	Z	A	R
A	T	D	R	O	P	Q	V	C	M
B	T	C	B	P	P	M	K	K	Q
O	K	M	A	Z	M	H	P	E	M
R	G	R	T	M	X	V	O	D	T
P	W	T	F	D	Y	V	R	N	T
K	C	O	N	F	U	S	E	D	E

Hidden message:

\_\_\_\_\_  
\_\_\_\_\_!

Reading Mastery Signature Edition, Grade 3  
Activity 1

Find all of the vocabulary words in the word search. Words can go across, backwards, up, down and in two diagonals.

C O N S T A N T P H G  
D N O E W K L R S R L  
X C I P Q T Q I P H I  
S R T V J U L M F M D  
R O A M Q O A Y M S E  
E O R G O W F T K Z D  
G K G F G N V C O C J  
N E I T Z P O D Y R F  
A D M C K L R O U T E  
D B H N F N F H T K F  
E V I E C E R T J V B

[www.WordSearchMaker.com](http://www.WordSearchMaker.com)

CONSTANT  
CROOKED  
DANGERS  
EQUATOR  
FLOCKS  
FOOLISH  
GLIDED  
MIGRATION  
RECEIVE  
ROUTE



**Reading Mastery Signature Edition, Grade 3 / Home Activity 2** (after Lesson 20)

**Fact Review:** If an animal is cold-blooded, the inside temperature of their body changes when the outside temperature changes.

**Activity:** *Warm-Blooded or Cold-Blooded?*

**What to do:** Cut out the animal cards below. Place the cards face down on the game board. Place 2 markers (old game pieces, buttons, etc.) on “Start.” Player 1 picks up the first card, reads the animal name and tells if the animal is warm-blooded or cold-blooded. If the answer is correct, the card is placed on the warm-blooded or cold-blooded label on the game board and the marker is moved forward one step. If the answer is incorrect, the card goes back into the pile for another time. Take turns playing until one or both players reach the “End!”

<b>WARM- BLOODED</b>	<b>OR</b>	<b>COLD- BLOODED</b>
--------------------------	-----------	--------------------------

Start		Go back 1			Skip a turn		Move ahead 2
					Go again!		
			End!				

robin	dog	rabbit	fish	cat	crocodile	spider	cow
frog	whale	bear	snake	deer	horse	human	butterfly

**Reading Mastery Signature Edition, Grade 3 / Home Activity 3** (after Lesson 30)

**Fun Fact:** Practice using your vocabulary words in different ways to help strengthen your understanding of them!

**Activity:** *Vocabulary Word 4-Square*

**What to do:** Use paper or index cards to make a Vocabulary 4-Square for each vocabulary word. Write the word, definition, and a sentence for each word. Then draw a picture to help you remember what the word means. After you've completed a Vocabulary 4-Square for all 10 words, share them with someone at home or use them to study!

**Vocabulary Words:** gulped, sight, armor, Bermuda Triangle, engineer, shallow, stumbled, faint, leathery, and clearing.

**Vocabulary 4-Square**

<b><u>WORD</u></b>	<b><u>DEFINITION</u></b>
<b><u>SENTENCE</u></b>	<b><u>PICTURE</u></b>

Reading Mastery Signature Edition, Grade 3  
Home Activity 4

Each of the statements below is a definition for one of the 10 vocabulary words in Home Letter 4. Circle the vocabulary word in the word search that matches the definition. Words can go across, backwards, up, down, and in two diagonals.

Vocabulary word list: REMAINS, SWIFT, QUAKE, APPROACH, DIVIDED, DARTED, INVENT, SUGGEST, CHUCKLED, and CHECKER.

D C C B T K J R P T  
E H K H F L N P N D  
T E Y L U Z R E N E  
R C T L X C V L K D  
A K F W G N K A X I  
D E I L I N U L K V  
X R W Y L Q R X E I  
F K S U G G E S T D  
A P P R O A C H R L  
L K S N I A M E R T

www.WordSearchMaker.com

Move toward something.

A person or machine that checks things.

A little laugh.

Moved very fast and straight.

Separated into parts.

Make an object for the very first time.

Shake very hard.

Parts of something that are left.

Tell about a possibility.

Very fast.

**Reading Mastery Signature Edition, Grade 3 / Home Activity 5** (after Lesson 50)

**Fun Fact:** Our vocabulary words can be heard, seen, or used almost everywhere outside of school!

**Activity:** *Vocabulary Word Hunt*

**What to do:** How often you do hear, see, or use our vocabulary words outside of school? Use the log below to collect evidence of hearing, seeing, or using our vocabulary words outside of school. Write down the vocabulary word, where you heard it, saw it, or how you used it in a sentence. Use the following vocabulary words for your hunt: **device, mentioned, expect, tone, whether, purchase, manufacturer, disappointed, hesitated, and products.** \*\*Don't stop there! If you hear, see, or use other or past vocabulary words write them down too!

**Evidence Log**

<b>Heard It!</b>	<b>Saw It!</b>	<b>Used It!</b>

**Reading Mastery Signature Edition, Grade 3 / Home Activity 6** (after Lesson 60)

**Fact Review:** Every planet and moon has its own gravity. You'll weigh *more* on a planet that has *stronger* gravity.

**Activity:** *Fun with Gravity!*

**What to do:** This activity has two parts. For the first part you'll need a piece of string, a piece of paper, and tape. Crumple the paper into a ball. Use the tape to hold it together if needed. Tape one end of the string to the ball.

Now, hold and spin the ball around your head like you're the Earth, the paper ball is the Moon, and the string is gravity. The Moon will continue to go around the Earth as long as gravity is holding the two together. Next, imagine that there is NO gravity by letting go of the string. What happens to the Moon? Use the lines below to write about it!

---

---

---

For the second part of the activity, answer the following questions:

1) What is your weight on Earth? \_\_\_\_\_ pounds

2) On Jupiter you would weigh a lot more, about 2 times more than what you weigh on Earth. How much would you weigh on Jupiter? \_\_\_\_\_ pounds

3) Would you be able to stand on Jupiter? Why? \_\_\_\_\_

---

---

---

---

---

**Reading Mastery Signature Edition, Grade 3 / Home Activity 7** (after Lesson 70)

**Fun Fact:** Practice using your vocabulary words in different ways to help strengthen your understanding of them!

**Activity:** *Vocabulary Word 4-Square*

**What to do:** Use paper or index cards to make a Vocabulary 4-Square for each vocabulary word. Write the word, definition, and a sentence for each word. Then draw a picture to help you remember what the word means. After you've completed a Vocabulary 4-Square for all 10 words, share them with someone at home or use them to study!

**Vocabulary Words:** ridiculous, gather, solve, deliver, telescope, equipped, dome, manage, slumped, and pale.

**Vocabulary 4-Square**

<b><u>WORD</u></b>	<b><u>DEFINITION</u></b>
<b><u>SENTENCE</u></b>	<b><u>PICTURE</u></b>

Reading Mastery Signature Edition, Grade 3  
Home Activity 8

Find the vocabulary words in the word search. Words can go across, backwards, up, down and in two diagonals.

E Y D E M M A J E N  
V L R G R R C P O W  
R T D N Q E O I T M  
E R B X N R S N F P  
S O T U T S T Q L R  
E H T H I B H L O R  
D S G M T B E B P B  
L I D L I B R A R Y  
T A C W A S T E K G  
L Q J Q J W T G Y L

[www.WordSearchMaker.com](http://www.WordSearchMaker.com)

ADMISSION

BEAK

DESERVE

FLOP

JAMMED

LIBRARY

SHORTLY

TIGHTROPE

TUNE

WASTE

**Reading Mastery Signature Edition, Grade 3 / Home Activity 9** (after Lesson 90)

**Fun Fact:** Our vocabulary words can be heard, seen, or used almost everywhere outside of school!

**Activity:** *Vocabulary Word Hunt*

**What to do:** How often you do hear, see, or use our vocabulary words outside of school? Use the log below to collect evidence of hearing, seeing, or using our vocabulary words outside of school. Write down the vocabulary word, where you heard it, saw it, or how you used it in a sentence. Use the following vocabulary words for your hunt: **success, gear, platform, deathly, panic, scene, rapidly, twilight, grasp, and overcome.** \*\*Don't stop there! If you hear, see, or use other or past vocabulary words write them down too!

**Evidence Log**

<b>Heard It!</b>	<b>Saw It!</b>	<b>Used It!</b>



Reading Mastery Signature Edition, Grade 3  
Home Activity 10

Each of the clues below is a definition for one of the 10 vocabulary words in Home Letter 10. Circle the vocabulary word in the word search that matches the definition. Words can go across, backwards, up, down and in two diagonals.

Vocabulary word list: PARKA, OFFICIAL, ENDURANCE, LIMP, WEARY, TRUDGED, PEERED, ARRANGEMENTS, INSIST, and AIMLESSLY.

N A I M L E S S L Y Y F  
K G Z K R K T T Y Y R Z  
O T W L P T N V R T E J  
Z F N Q S K E M A X N N  
L R F I Y D M Y E J D T  
D T S I E L E B W K U D  
P N R R C B G D B V R E  
I V E R L I N K X R A G  
K E P M I L A H X M N D  
P R Z B W P R L M K C U  
T C L H M L R G L W E R  
M N B F B P A R K A T T

[www.WordSearchMaker.com](http://www.WordSearchMaker.com)

Don't have a plan about what you're doing  
Make plans to do something.

Tells how long you can keep doing something.  
Keep arguing that you must have something.

The opposite of stiff.

Somebody who can judge if things are done how they're suppose to be done.

Winter jacket with a hood.

Looking at something as hard as you can.

Walked along slowly.

Very tired.

**Reading Mastery Signature Edition, Grade 3 / Home Activity 11** (after Lesson 110)

**Fact Review:** Solid is when the form of matter is hard and it can be held in your hand. Liquid is when the form of matter flows. It cannot be held in your hand. Gas is when something is in the air. *Most* of the time, it isn't easily seen.

**Activity:** *Matter Hunt!*

**What to do:** Find 6 different forms of matter (2 liquids, 2 solids, and 2 gases) at home. Write the name of each form (e.g., ice) and draw a picture of it under the appropriate heading.

Name	Liquid	Solid	Gas
1)			
2)			
3)			
4)			
5)			
6)			

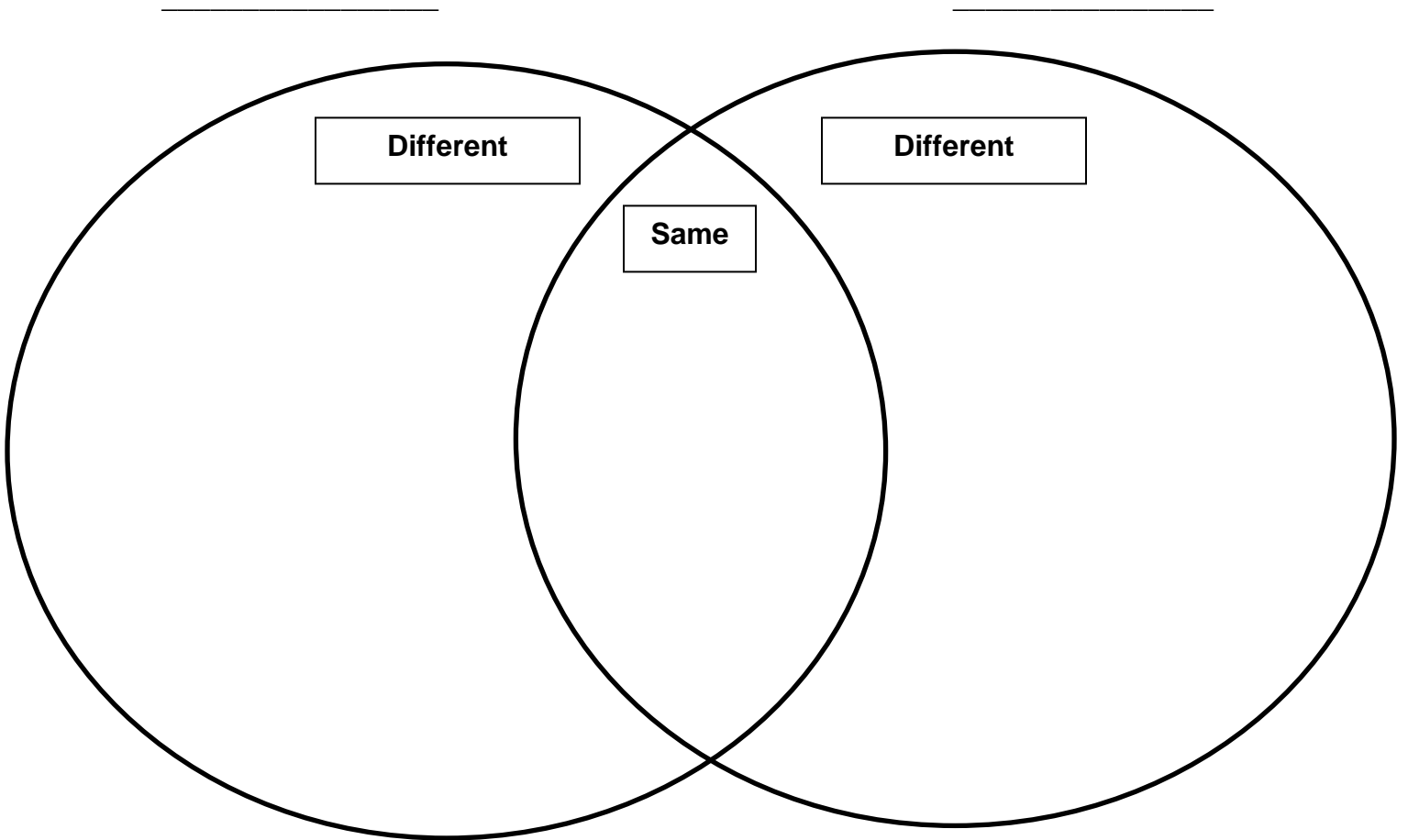
**Reading Mastery Signature Edition, Grade 3 / Home Activity 12** (after Lesson 120)

**New Fact:** The environments that you've read about are alike and different in many ways!

**Activity:** *Venn Diagram*

**What to do:** Think about all of the environments you've read about (e.g., space, planets, moons, oceans, coral reefs, human body). Choose two of your favorite environments and use the Venn diagram below to describe how the environments are the same and how they're different. First, write the names of the environments on the lines at the top of the diagram. Next, for each environment, write how they are different under the boxes labeled, "Different." Last, write how the environments are the same under the box labeled, "Same." Share your findings when you're finished!

Comparing and Contrasting Environments



**Reading Mastery Signature Edition, Grade 3 / Home Activity 13** (after Lesson 130)

**Fun Fact:** Practice using your vocabulary words in different ways to help strengthen your understanding of them!

**Activity:** *Vocabulary Word 4-Square*

**What to do:** Use paper or index cards to make a Vocabulary 4-Square for each vocabulary word. Write the word, definition, and a sentence for each word. Then draw a picture to help you remember what the word means. After you've completed a Vocabulary 4-Square for all 10 words, share them with someone at home or use them to study!

**Vocabulary Words:** blood vessel, chamber, cell, magnifying, pulse, nerve, spiral, absolutely, suspended, and briskly.

**Vocabulary 4-Square**

<b><u>WORD</u></b>	<b><u>DEFINITION</u></b>
<b><u>SENTENCE</u></b>	<b><u>PICTURE</u></b>

Reading Mastery Signature Edition, Grade 3  
Home Activity 14

Find the vocabulary words in the word search. Words can go across, backwards, up, down and in two diagonals.

S K N R R X R L R S N N  
E C I F I R R E T U T E  
I K R V P D L T H R D V  
L Q R V R X N G S U M I  
F R G N M E J D Z A P T  
N B D O V H N H N S O C  
O R T E R E C Z C O R A  
G L R R T I R N N E P R  
A P M X M N L C N T O T  
R J E M G M H L B A I T  
D I R I S T Y P A L S A  
Y R O T S I H Z C P E J

[www.WordSearchMaker.com](http://www.WordSearchMaker.com)

ATTRACTIVE  
DRAGONFLIES  
EXTENDS  
GORILLA  
HISTORY  
IRIS  
PLATEOSAURUS  
PORPOISE  
PREVENT  
TERRIFIC

Reading Mastery Signature Edition, Grade 4  
Home Activity 1

Find the vocabulary words in the word search. Words can go across, backwards, down and in all four diagonals.

J R S M L D E Z I L I V I C  
D M C P Q A Z R U B I E S X  
E Y V G O K C Z D F E N C T  
L W L W A R G K K N X C W J  
I J C Y C K C O O C U T O K  
C Y A Q D F R L R R L U F Y  
I K B P M L C N R G R I L W  
O R M N R Y L E M N E T A Q  
U V T X C V N W E J S O T W  
S R M Z R T X Y N E S N U J  
D N O Z I R O H N M H G M S  
V A N I S H R R C Z R M H D  
M F Q N L Q A K D G U Y L G  
M L Y J R E R P T M G G N N

[www.WordSearchMaker.com](http://www.WordSearchMaker.com)

CIVILIZED	JOURNEY
CROPS	KAYAK
CURRENT	LACK
CYCLONE	RUBIES
DELICIOUS	SHRUG
EARNESTLY	VANISH
GORGEOUS	WAIL
HORIZON	

**Reading Mastery Signature Edition, Grade 4 / Home Activity 2** (after Lesson 20)

**Activity:** *Vocabulary Word 4-Square*

**What to do:** Use paper or index cards to make a Vocabulary 4-Square for 10 of the 15 vocabulary words below. Write the word, definition, and a sentence for each word you choose. Then, draw a picture to help you remember what the word means. When you're done, share them with someone at home or use them to study!

**Vocabulary Words:**

- fortunate
- hearty
- inconvenient
- jagged
- comrade
- remarkable
- strides
- dreadful
- meadow
- scarcely
- odor
- therefore
- stunned
- presence
- spectacles

**Vocabulary 4-Square**

<b><u>WORD</u></b>	<b><u>DEFINITION</u></b>
<b><u>SENTENCE</u></b>	<b><u>PICTURE</u></b>

**Reading Mastery Signature Edition, Grade 4 / Home Activity 3** (after Lesson 30)

**Activity:** *Vocabulary Word Hunt*

**What to do:** How often you do hear, see, or use our vocabulary words outside of school? Use the log below to collect evidence of hearing, seeing, or using our vocabulary words outside of school. Write down the vocabulary word, where you heard it, saw it, or how you used it in a sentence. Use the following vocabulary words for your hunt: **enormous, willingly, pure, seize, feast, mischief, overhead, imitate, gradually, deceive, shears, extend, utter, and whisk.**

**\*\*Don't stop there!** If you hear, see, or use other or past vocabulary words write them down too!

**Evidence Log**

<b>Heard It!</b>	<b>Saw It!</b>	<b>Used It!</b>



**Reading Mastery Signature Edition, Grade 4 / Home Activity 4** (after Lesson 40)

**New fact:** A homophone is a word that sounds the same as another word but has a different meaning and spelling (e.g., sun/son).

**Activity:** *Homophone Word Search*

**What to do:** First write the homophone for each word below. Then write those words on the word search board. Fill in the rest of the blank squares with any letters. Give the word search to someone at home. Can they find all the words? One is done for you.

		b	e	e	t		

**Use these words to fill in the squares.**

Another word that sounds the same.	Another word that sounds the same.
beat → <b>beet</b>	their →
knew →	ate →
four →	reeds →

**Reading Mastery Signature Edition, Grade 4 / Home Activity 5** (after Lesson 50)

**Activity:** *Vocabulary Word 4-Square*

**What to do:** Use paper or index cards to make a Vocabulary 4-Square for 10 of the 15 vocabulary words below. Write the word, definition, and a sentence for each word you choose. Then, draw a picture to help you remember what the word means. When you're done, share them with someone at home or use them to study!

**Vocabulary Words:**

- advantages
- prey
- gnaw
- shall
- vivid
- descended
- rustling
- limp
- staggered
- sap
- embrace
- tolerated
- flushed
- clutched
- quiver

**Vocabulary 4-Square**

<b><u>WORD</u></b>	<b><u>DEFINITION</u></b>
<b><u>SENTENCE</u></b>	<b><u>PICTURE</u></b>

**Reading Mastery Signature Edition, Grade 4 / Home Activity 6** (after Lesson 60)

**Fact review:** A homophone is a word that sounds the same as another word but has a different meaning and spelling (e.g., write/right).

**Activity:** *Homophone Word Search*

**What to do:** First write the homophone for each word below. Then write those words on the word search board. Fill in the rest of the blank squares with any letters. Give the word search to someone at home. Can they find all the words? One is done for you.

		b	l	u	e		

**Use these words to fill in the squares.**

Another word that sounds the same.	Another word that sounds the same.
<b>blew → blue</b>	<b>hoarse →</b>
<b>weak →</b>	<b>hair →</b>
<b>fare →</b>	<b>knows →</b>

Reading Mastery Signature Edition, Grade 4  
Home Activity 7

Each of the statements below is a definition for one of the 15 vocabulary words in Home Letter 7. Circle the vocabulary word in the word search that matches the definition. Words can go across, backwards, down and in all four diagonals.

Vocabulary list: DARING, BIOGRAPHY, INSULT, MECHANIC, PROMOTED, ORGANIZATION, DECENT, CONTRACT, OPPOSE, GLEAM, LINEN, FRENZY, APPETITE, GREEDY, and VICTIM.

P C I N A H C E M F R G O  
M I N S U L T X T R F Z R  
M I D E C E N T K Z N R G  
V L T L C O N T R A C T A  
R Q I C G L E A M D J P N  
V F R N I F L M G D P C I  
F Z K T E V F N E E E N Z  
R R C L M N I T T S N N A  
E M L L M R O I O F Q K T  
N T Y J A M T P N G X R I  
Z G K D O E P Y N M P W O  
Y Z L R M O Y D E E R G N  
N R P N B I O G R A P H Y

[www.WordSearchMaker.com](http://www.WordSearchMaker.com)

- Desire for food.
- The true story of a person's life.
- A written agreement.
- Takes chances.
- Good.
- Doing something in a hurried or excited way.
- Shiny.
- Never happy with how much you have.
- A name or gesture that's supposed to make you mad.
- An expensive cloth that some sheets and clothes are made of.
- A person who fixes cars or other machines.
- Go against something.
- Another name for a business.
- Get a more important job.
- Somebody who is harmed.

**Reading Mastery Signature Edition, Grade 4 / Home Activity 8** (after Lesson 80)

Formatted: Left: 81 pt, Right: 81 pt

**Activity:** *The Olympian Deities*

**What to do:** Cut out the question and answer cards and place the cards face down by the scoreboard below. Player 1 picks up the first card and reads the point value and the question to Player 2. If Player 2 answers correctly, he/she signs the card and places the card under the matching point heading on the scoreboard. If the answer is incorrect, the card goes back into the pile for another try. You'll notice that help pronouncing the Greek names are in parenthesis after each answer. Take turns playing until the question and answer cards are gone. Then total both players' points to see who the winner is!

**Scoreboard**

<u>100 points</u>	<u>300 points</u>	<u>500 points</u>

<p><b><u>100 points</u></b>  <b>Question:</b>                      Who was the goddess of love?  <b>Answer:</b>                      Aphrodite (af ruh DY tee).</p>	<p><b><u>100 points</u></b>  <b>Question:</b>                      Who was the god of the sun?  <b>Answer:</b>                      Apollo (uh PAHL oh).</p>	<p><b><u>100 points</u></b>  <b>Question:</b>                      Who was the god of the sky?  <b>Answer:</b> Zeus (zoose).</p>	<p><b><u>300 points</u></b>  <b>Question:</b>                      Who was the goddess of hunting?  <b>Answer:</b>                      Artemis (AHR tuh miss).</p>	<p><b><u>300 points</u></b>  <b>Question:</b>                      Who was the goddess of wisdom?  <b>Answer:</b>                      Athena (uh THEE nuh).</p>
<p><b><u>300 points</u></b>  <b>Question:</b>                      Who was the god of the ocean?  <b>Answer:</b>                      Poseidon (puh SY dun).</p>	<p><b><u>300 points</u></b>  <b>Question:</b>                      Who was the god of war?  <b>Answer:</b> Ares (AIR eez).</p>	<p><b><u>500 points</u></b>  <b>Question:</b>                      Who was the goddess of farming?  <b>Answer:</b>                      Demeter (duh MEE tur).</p>	<p><b><u>500 points</u></b>  <b>Question:</b>                      Who was the god of fire?  <b>Answer:</b>                      Hephaestus (hih FACE tuss).</p>	<p><b><u>500 points</u></b>  <b>Question:</b>                      Who was the goddess of marriage?  <b>Answer:</b> Hera (HAIR uh).</p>

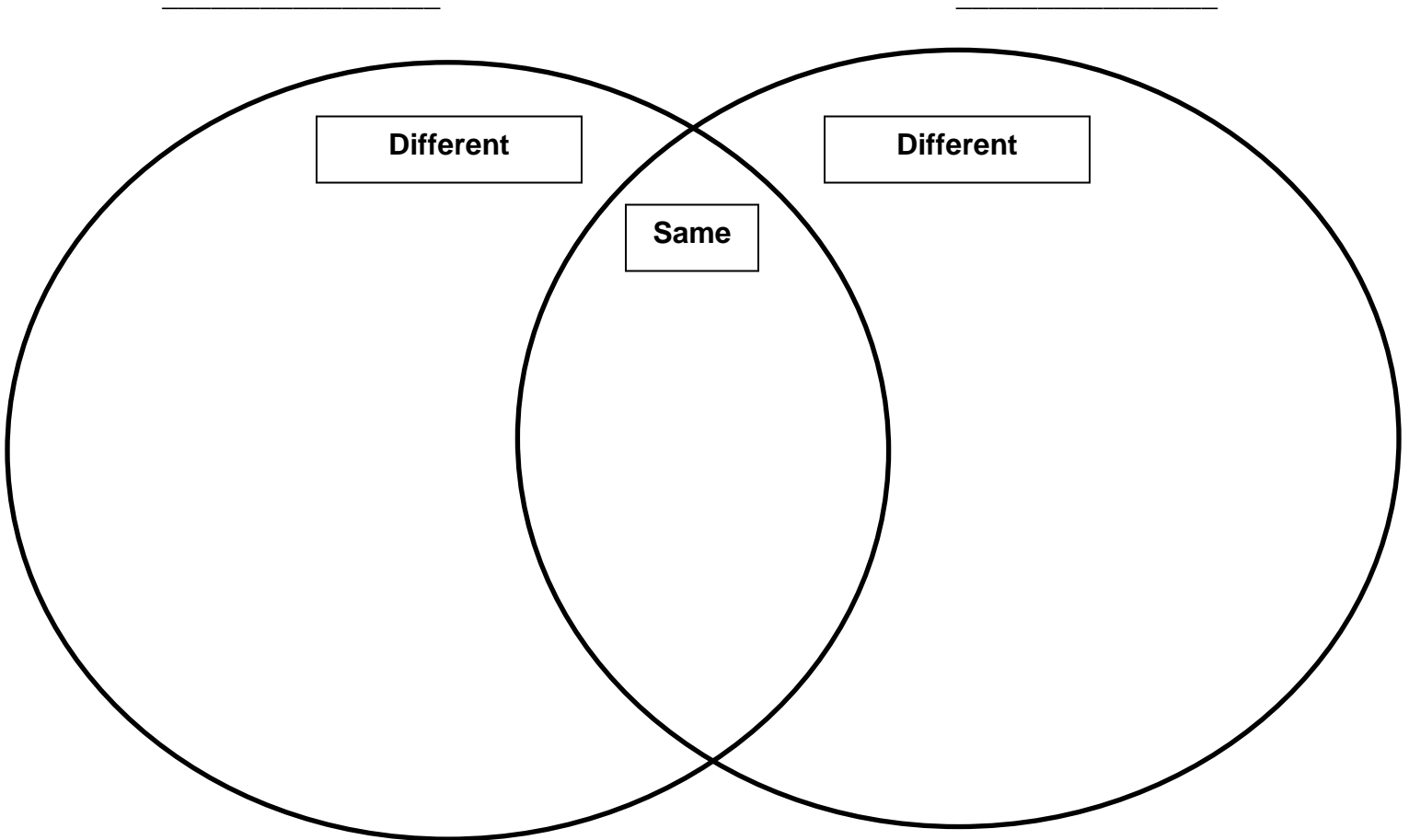
Formatted: Font: (Default) Arial, 10 pt

**Reading Mastery Signature Edition, Grade 4 / Home Activity 9** (after Lesson 90)

**Activity:** *Venn Diagram*

**What to do:** Think about the two biographies you've read (*Jackie Robinson* and *Jane Addams*). Use the Venn diagram below to explore how their lives and experiences were the same and how they were different. First, write the names of the people on the lines at the top of the diagram. Next, for each person, write how their lives and experiences were different under the boxes labeled "Different." Last, write how their lives and experiences were the same under the box labeled "Same." Share your findings when you're finished!

Comparing and Contrasting People in History



Formatted: Left: 81 pt, Right: 72 pt

Activity: Vocabulary Word Hunt

**What to do:** Use the log below to collect evidence of hearing, seeing, or using our vocabulary words outside of school. Write down the vocabulary word, where you heard it, saw it, or how you used it in a sentence. Use the following vocabulary words for your hunt: **pauper, scurry, opportunity, properly, optimistic, fathom, bankrupt, ignorant, wisdom, salute, tattered, torment, dignity, stricken, and identical.**  
\*\*Don't stop there! If you hear, see, or use other or past vocabulary words write them down too!

**Evidence Log**

Heard It!	Saw It!	Used It!

Formatted: Font: (Default) Arial, 10 pt

## Reading Mastery Signature Edition, Grade 4/ Home Activity 11

Each of the statements below is a definition for one of the 15 vocabulary words in Home Letter 11. Circle the vocabulary word in the word search that matches the definition. Words can go across, backwards, down and in all four diagonals.

Vocabulary word list: INSPECT, STOUT, VAST, BARGE, SHUDDER, REGRET, SUSPICIOUS, DROWSY, GARMENT, ORDEAL, CONDUCT, CHARRED, PROSPER, VAGRANT, and MOTLEY

I S U S P I C I O U S J L  
N B N L T E R G E R T L L  
S M A L C V A S T U Y C Q  
P X P R W O H B O B L H D  
E L Y M G U N T L T T A R  
C N L T D E S D N Y P R O  
T O R D E A L E U P F R W  
M M E Y K Q M M R C H E S  
C R B R E R T O L Y T D Y  
F Q Z N A L S Z D Q H Z L  
H M P G C P T N A R G A V  
G W T V E K T O G C N H R  
C W X R D K V J M Q V F T

[www.WordSearchMaker.com](http://www.WordSearchMaker.com)

1. A large flat boat that travels on rivers.
2. Burned.
3. To take the lead.
4. Sleepy.
5. A piece of clothing.
6. Look at something closely.
7. Something that is made up of many different types of things.
8. A really difficult experience.
9. To earn money and do well.
10. Being sorry about something that happened.
11. Another word for shiver.
12. Thick and sturdy.
13. Don't really believe it's true.
14. A person who doesn't have a job or place to live.
15. Very large.

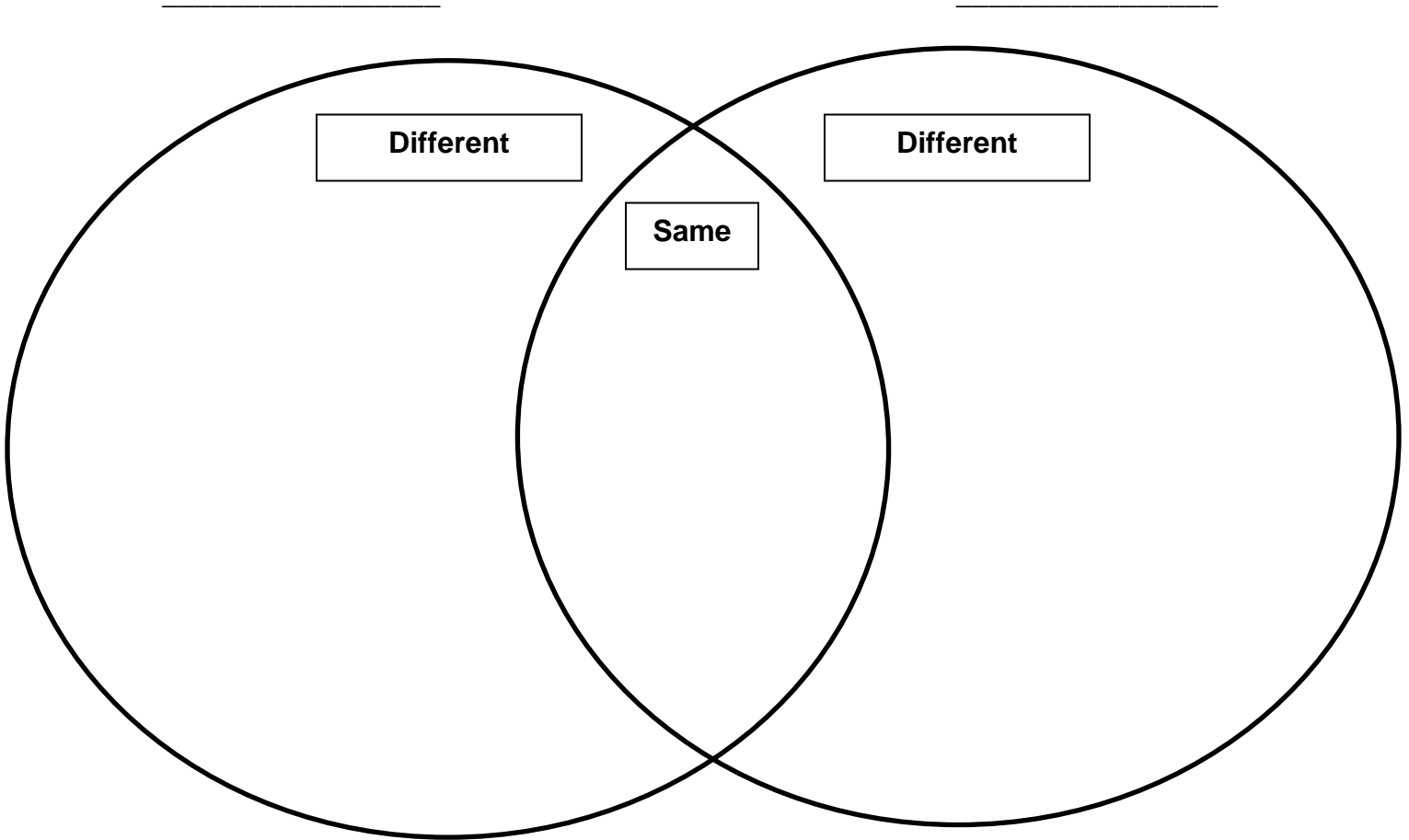


**Reading Mastery Signature Edition, Grade 4 / Home Activity 12** (after Lesson 120)

**Activity:** *Venn Diagram*

**What to do:** Think about two of the fictional characters you've read about (e.g., Dorothy, the Scarecrow, Nellie, the Prince, the Pauper, etc). Use the Venn diagram below to explore how the characters are the same and how they're different. First, write the names of the characters on the lines at the top of the diagram. Next, for each character, write how the characters are different under the boxes labeled "Different." Last, write how the characters are the same under the box labeled "Same." Share your findings when you're finished!

Comparing and Contrasting Fictional Characters



## Reading Mastery Signature Edition, Grade 5 Home Activity 1

**Activity:** *Greek Gods and Goddesses*

**What to do:** Cut out the question and answer cards and place the cards face down by the scoreboard below. Player 1 picks up the first card and reads the point value and the question to Player 2. If Player 2 answers correctly, he/she signs the card and places the card under the matching point heading on the scoreboard. If the answer is incorrect, the card goes back into the pile for another try. You'll notice that help pronouncing the Greek names are in parenthesis after the answer. Take turns playing until the question and answer cards are gone. Then total both players' points to see who the winner is!

### Scoreboard

<u>100 points</u>	<u>300 points</u>	<u>500 points</u>

<p><b><u>100 points</u></b> <b>Question:</b> Who was the goddess of wisdom and work? <b>Answer:</b> Athena (uh THEE nuh).</p>	<p><b><u>100 points</u></b> <b>Question:</b> How was Athena related to Zeus? <b>Answer:</b> She was his daughter.</p>	<p><b><u>100 points</u></b> <b>Question:</b> Who was the chief god? <b>Answer:</b> Zeus (zoose).</p>	<p><b><u>300 points</u></b> <b>Question:</b> Who was the goddess of hunting? <b>Answer:</b> Artemis (AHR tuh miss).</p>	<p><b><u>300 points</u></b> <b>Question:</b> Who was the goddess of love? <b>Answer:</b> Aphrodite (af ruh DY tee).</p>
<p><b><u>300 points</u></b> <b>Question:</b> Who was the god of the ocean? <b>Answer:</b> Poseidon (puh SY dun).</p>	<p><b><u>300 points</u></b> <b>Question:</b> How was Poseidon related to Zeus? <b>Answer:</b> He was his brother.</p>	<p><b><u>500 points</u></b> <b>Question:</b> Who was the goddess of the earth? <b>Answer:</b> Demeter (duh MEE tur).</p>	<p><b><u>500 points</u></b> <b>Question:</b> Who was the messenger for Zeus? <b>Answer:</b> Hermes (HER mees).</p>	<p><b><u>500 points</u></b> <b>Question:</b> Who was the goddess of marriage? <b>Answer:</b> Hera (HAIR uh).</p>

## Reading Mastery Signature Edition, Grade 5 Home Activity 2

**New fact:** A homophone is a word that sounds the same as another word but has a different meaning and spelling (for example, sun/son).

**Activity:** *Homophone Word Search*

**What to do:** First write the homophone for each word below. Then write those words on the word search board. Fill in the rest of the blank squares with letters. Give the word search to someone at home. Can they find all the words? One is done for you.

		n	i	g	h	t	

**Use these words to fill in the squares.**

Another word that sounds the same.	Another word that sounds the same.
<b>knight → night</b>	<b>idle →</b>
<b>flee →</b>	<b>poor →</b>
<b>stare →</b>	<b>would →</b>

**Reading Mastery Signature Edition, Grade 5**  
**Home Activity 3**

**Activity:** *Word Jumble*

**What to do:** Unscramble the mixed up letters to make a vocabulary word and write the unscrambled word on the lines below. Not all of the vocabulary words have been used. (Hint: Some letters are already filled in to help you!)

**Vocabulary words:** devour, wrath, subside, agreeable, exchange, collapse, abroad, tenant, mirage, nourishment, dainty, pneumonia, gnarled, contempt, persistent

b a a d r o

1) a b \_ \_ \_ \_

a e e g r b a l e

2) a \_ \_ \_ \_ \_ \_ \_ \_

t h a r w

3) \_ \_ \_ \_ h

a n n t t e

4) \_ \_ n \_ \_ \_

s o u r m t h n l i e n

5) \_ \_ \_ r \_ \_ h \_ \_ \_ \_

d o u v r e

6) \_ e \_ \_ \_ \_

s l a p l e c o

7) \_ o \_ \_ \_ \_ \_ \_

e m p t c t o n

8) \_ o \_ \_ \_ \_ \_ \_

g a i r m e

9) \_ \_ \_ a \_ \_

d n e g l a r

10) \_ \_ \_ \_ \_ \_ \_

*Reading Mastery Signature Edition, Grade 5*  
Home Activity 4

Find the vocabulary words in the word search. Words can go horizontally, vertically, and diagonally in all eight directions.

K K V T H A D O R N T W P C  
H Z C X E X C E S S I V E G  
K I W G A R R E T T M H D M  
E K L R X N R X N T R L H R  
B L D L P N I S N E C G T M  
I R X W U K E A F G K C H T  
R C T M K M H R T R T R R I  
C L M L U P I K K E C I E R  
S Q Y L M V T N Y M D M S E  
B G P U O N L R A E N S H H  
U K I L X F I Q F T K O O N  
S R O L K Y W Z M L E N L I  
T U N P N L Q V Q C K D D L  
S H Y L O H C N A L E M F K

[www.WordSearchMaker.com](http://www.WordSearchMaker.com)

ADORN  
CRIMSON  
DETAIN  
EMERGE  
EXCESSIVE  
FRIVOLOUS  
GARRET  
ILLUMINATED

INHERIT  
MELANCHOLY  
PLUMES  
SUBSCRIBE  
THRESHOLD  
TRIUMPHANT  
WILT

## **Reading Mastery Signature Edition, Grade 5**

### **Home Activity 5**

**Activity:** *Similes*

**What to do:** Use what you know about similes to fill in the sentences below. When you're done, share them with someone at home!

\*Remember, similes compare two things using the words *like* or *as*. For example, if you wanted another way to say you are very busy, you could say "I'm busy as a bee!" Similes and other types of figurative language help to make your writing more interesting.

1. His beard was like \_\_\_\_\_.
2. Her eyes were as blue as \_\_\_\_\_.
3. The city was busy like \_\_\_\_\_.
4. The man ran like \_\_\_\_\_.
5. The ice was as \_\_\_\_\_ as \_\_\_\_\_.
6. My feet were as heavy as \_\_\_\_\_.
7. I was as hungry as \_\_\_\_\_.
8. The mesa was like \_\_\_\_\_.
9. His hair was as curly as \_\_\_\_\_.
10. Write one of your own:

---

---

## Reading Mastery Signature Edition, Grade 5 Home Activity 6

Each of the statements below is a definition for one of the 15 vocabulary words in Home Letter 6. Circle the vocabulary word in the word search that matches the definition. Words can go horizontally, vertically, and diagonally in all eight directions.

EFFACE	DIVERSION	GALLANT
PERTAIN	MANEUVER	TRIO
HUMILIATING	UNPRECEDENTED	LANDMARK
CLASP	PARASOL	CREST
ANGUISH	UNDISPUTED	REVEAL

```

V L K L M M N R J D V D K T
T P O J Y R X N I B N E V A
Z R M S E L T V C M G T R N
K M I V A N E N E L T U T G
L D E O A R I Q C N A P L U
T A G L S A A Y A W N S G I
L N L I T P R P F R N I P S
W A O R H K L D F N D D G H
G N E W L K T G E N G N R C
R P R E V U E N A M T U Z R
Y M G M Q M N F T N K W K E
H U M I L I A T I N G J Z S
U N P R E C E D E N T E D T
L A N D M A R K D G Y S L G
  
```

www.WordSearchMaker.com

1. Extreme pain or sorrow
2. A hook that holds objects together
3. A tuft of feathers on top of a bird's nest
4. Something that pulls your attention away
5. To erase something
6. Brave and noble
7. Really embarrassing
8. An easily recognized feature of a landscape
9. Move skillfully
10. A light umbrella used for shade
11. Relates to something
12. Take something out of hiding and show it or tell it
13. Three
14. No doubt about it
15. Has never happened before

## Reading Mastery Signature Edition, Grade 5 Home Activity 7

**New fact:** Idioms are sayings that use colorful language and give us another way to say something.

**Activity:** *Using Idioms and their Meanings*

**What to do:** For each idiom below, use the lines to write a 2–3 sentence paragraph using the idiom and its meaning. When you're done, share your sentences with someone at home. The first one is done for you!

Idiom	Meaning	2–3 Sentence Paragraph
1. Give somebody the slip.	Escape or hide from that person.	Thelma wanted to get away from her little brother. She tried to <u>give him the slip</u> by <u>hiding from him</u> in the closet.
2. Horse around.	Aimlessly playing around.	_____
		_____
		_____
3. Cat got your tongue?	Keeping quiet.	_____
		_____
		_____
4. Smell a rat.	Convinced that something very wrong is happening.	_____
		_____
		_____
5. Pull someone's leg.	Try to fool someone with a ridiculous story.	_____
		_____
		_____



## Reading Mastery Signature Edition, Grade 5 Home Activity 8

**Activity:** *Word Jumble*

**What to do:** Unscramble the mixed up letters to make a vocabulary word, and write the unscrambled word on the lines below. Not all of the vocabulary words have been used. (Hint: Some letters are already filled in to help you!)

SUMMIT  
POISED  
FORGE AHEAD  
VENGEANCE  
SHOW PROMISE  
RECEPTION  
DESPISE  
UNHEEDED

SCORNFUL  
WRITHE  
PLANTATION  
RUTS  
FIT  
LICKING  
SNICKER

- |  |  |  |
|--|--|--|
| <p style="text-align: center;">m s u m t i</p> <p>1) s _ _ _ _ _</p>         | <p style="text-align: center;">c p t e r i n o e</p> <p>2) _ e _ _ _ _ _ _</p>       | <p style="text-align: center;">p s d i e s e</p> <p>3) _ _ _ _ _ e</p> |
| <p style="text-align: center;">k s n c i e r</p> <p>4) _ _ i _ _ _ _</p>     | <p style="text-align: center;">l p a a t n t i n o</p> <p>5) _ _ a _ _ _ t _ _ _</p> | <p style="text-align: center;">d o i s p e</p> <p>6) _ _ _ s _ _</p>   |
| <p style="text-align: center;">s r f n l u c o</p> <p>7) _ _ _ r _ _ _ _</p> | <p style="text-align: center;">e u h n e d e d</p> <p>8) _ _ _ _ _ e _</p>           | <p style="text-align: center;">h t i r w e</p> <p>9) _ _ i _ _ _</p>   |
| <p style="text-align: center;">g i k i l c n</p> <p>10) _ _ _ _ _ _ _</p>    |  |  |

## **Reading Mastery Signature Edition, Grade 5**

### **Home Activity 9**

**Review facts:** A dictionary gives facts about words, an atlas gives facts about places, and an encyclopedia gives facts about plants, animals, history, and many other topics!

**Activity:** *Reference Review*

**What to do:** Select the best reference book for the following questions. Write **dictionary**, **atlas**, or **encyclopedia** on the line below.

1. How many states border Missouri?

\_\_\_\_\_

2. How is *perplexed* spelled?

\_\_\_\_\_

3. What are William Shakespeare's most famous poems?

\_\_\_\_\_

4. What does *dispute* mean?

\_\_\_\_\_

5. What is the capital of New Mexico?

\_\_\_\_\_

6. Where does poison ivy grow?

\_\_\_\_\_

7. How many people live in Africa?

\_\_\_\_\_

8. How do you pronounce the word *dominion*?

\_\_\_\_\_

## **Reading Mastery Signature Edition, Grade 5 Home Activity 10**

**Activity:** *Vocabulary Word Hunt*

**What to do:** Use the log below to collect evidence of hearing, seeing, or using your vocabulary words outside of school. Write down the vocabulary word, where you heard it, saw it, or how you used it in a sentence. Use the following vocabulary words for your hunt: **perplexed, vicious, tranquil, fragment, contemplate, lapse, logic, ailment, wistful, lull, critical, scuffle, blunder, pathetic, and oath.**

**\*\*Don't stop there! If you hear, see, or use other vocabulary words write them down too!**

### **Evidence Log**

<b>Heard It!</b>	<b>Saw It!</b>	<b>Used It!</b>

*Reading Mastery Signature Edition, Grade 5*  
Home Activity 11

Find the vocabulary words in the word search. Words can go horizontally, vertically, and diagonally in all eight directions

G D Q I N T E R F E R E N  
I R E J R H L V N L A Y M  
F N P T P P I J C M W M T  
E C D R A L D I I U M A D  
G T W I L L T D N T D N Y  
N N E A F N O V L T R A L  
O N I R A F E S J E A T T  
R N W C N L E P I R G O S  
H K M H F I H R Y L G M A  
T R G I B Q T T E Y A Y H  
Z T R B Q M P Y V N H P G  
D T E R E H P S O M T A G  
M G C R E S T F A L L E N

www.WordSearchMaker.com

AMID  
ANATOMY  
ANTIC  
ATMOSPHERE  
CRESTFALLEN  
ETERNITY  
GHASTLY  
HAGGARD

INDIFFERENT  
INTERFERE  
ISOLATED  
THRONG  
TRIFLE  
UTTERLY  
VILLAIN

**Reading Mastery Signature Edition, Grade 5 / Home Activity 12** (after Lesson 120)

**Activity:** *Venn Diagram*

**What to do:** Think about two fictional characters you've read about (for example, Persephone, Sara Crewe, Tom Sawyer, Huckleberry Finn, and so on). Use the Venn Diagram below to explore how the characters are the same and how they are different. First write the names of the characters on the lines above the diagram. Next write how each character is different under the boxes labeled "Different." Last write how the characters are the same under the box labeled "Same." Share your findings when you're finished!

Comparing and Contrasting Fictional Characters

