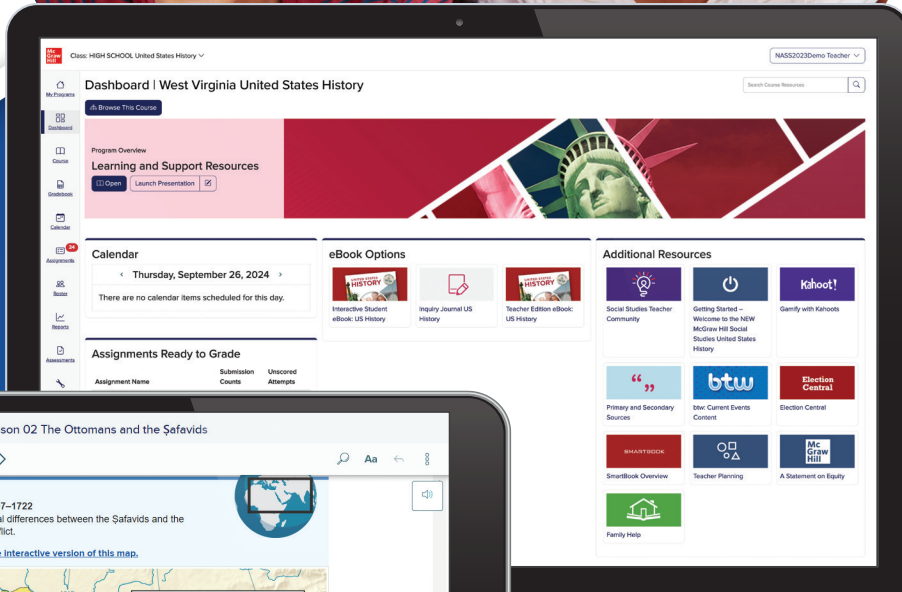




West Virginia Social Studies Digital Program Overview


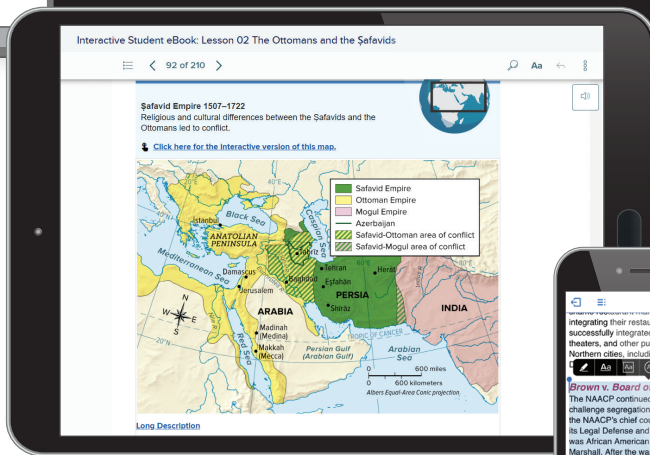
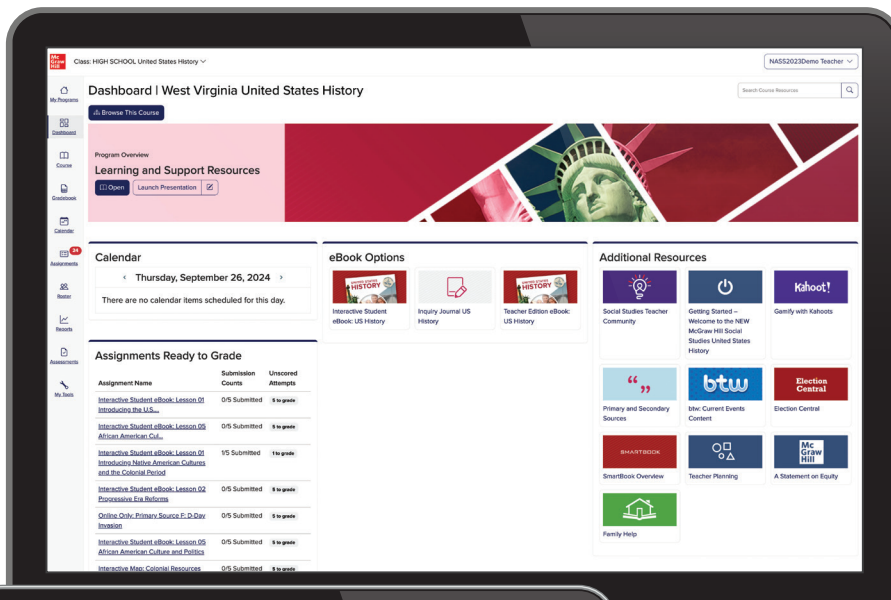
Grades 6–12



Inspire a Student, Change the World

Welcome to the *West Virginia Social Studies* Digital Program Overview, a step-by-step guide to help you get familiar with the resources, assessments, support, and navigation available at your fingertips.

Explore all that the new *West Virginia Social Studies* offers to help you teach your way. Within the digital experience, you will find a variety of tools, resources, and supports to meet the unique needs of every classroom and student.



Empower the next generation of active, informed citizens.

Explore more at

meducation.com/west-virginia



Log In to the Digital Experience

1. Visit my.mheducation.com and enter your username and password.

MIDDLE SCHOOL

Student

Username: WVSocialStudiesMS

Password: WestVirginia1

Teacher

Username: WVSocialStudiesMT

Password: WestVirginia1

HIGH SCHOOL

Student

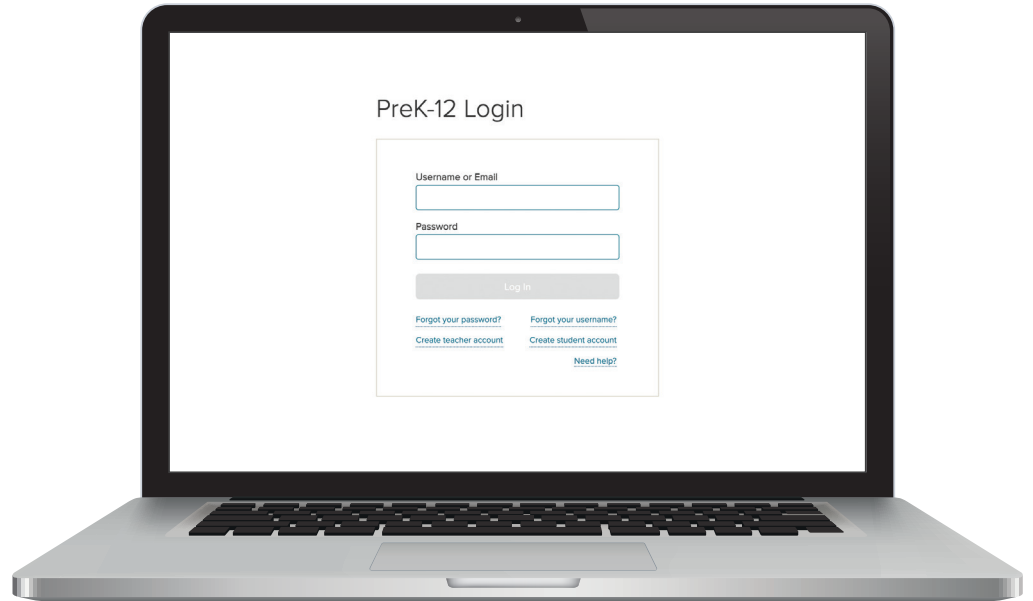
Username: WVSocialStudiesHS

Password: WestVirginia1

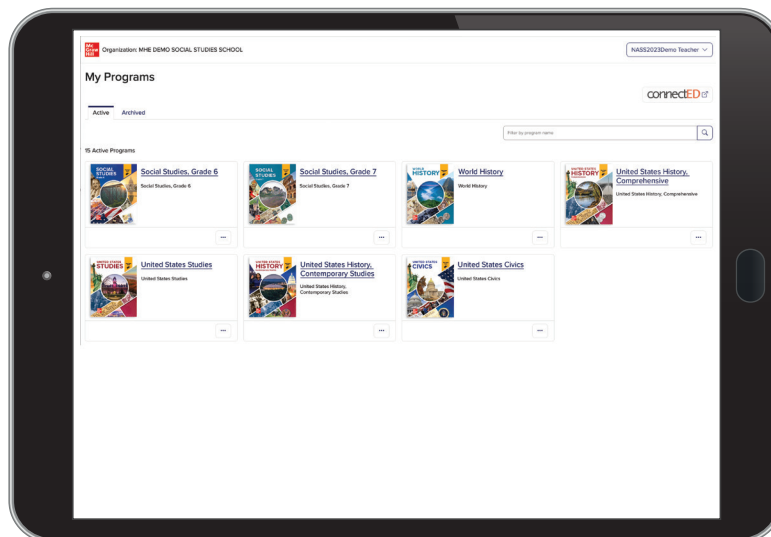
Teacher

Username: WVSocialStudiesHT

Password: WestVirginia1

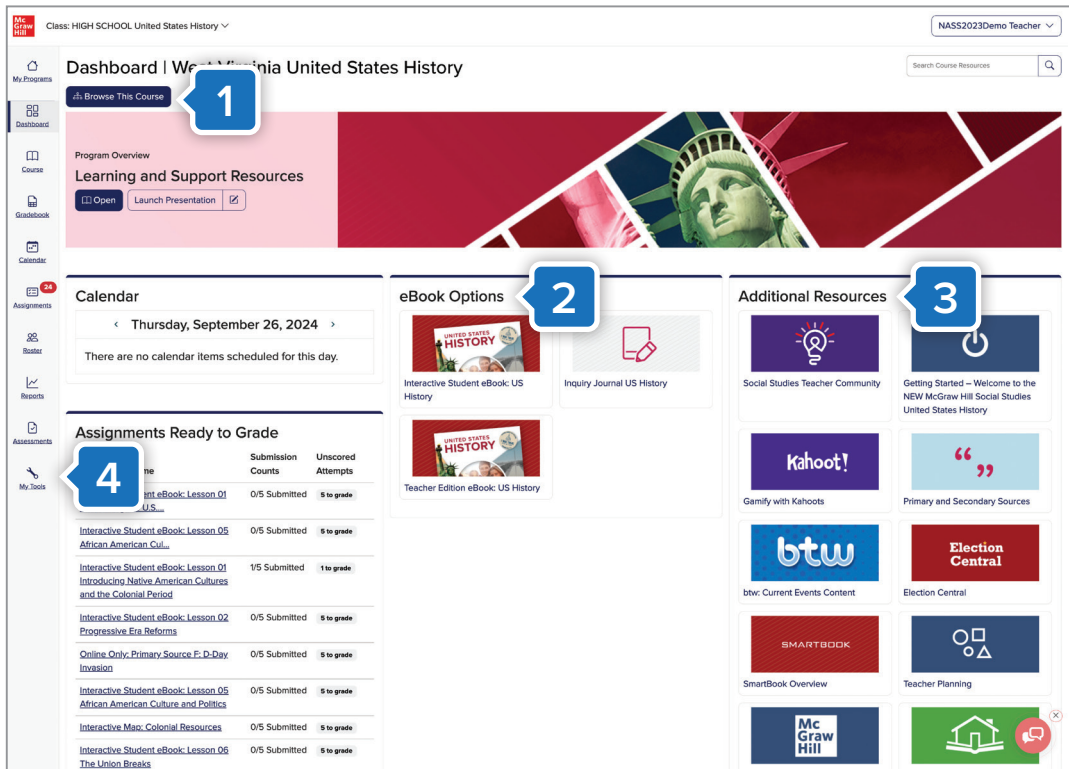


2. From the teacher dashboard, locate your program in the digital bookbag. Click the program to launch the home page of your digital teacher experience.



Using Your Course Dashboard

Your course dashboard provides quick access to all your teaching resources.



- 1. Browse This Course** helps you find the topic and lessons within the course.
- 2. eBook Options** are conveniently organized together so you can access the following resources with ease:
 - Interactive Student eBook with Reading Levels
 - Teacher Edition
- 3. Additional Resources** will take you to a quick start program overview and a variety of supporting resources to boost interactivity including exclusive *West Virginia Social Studies* Kahoots!.
- 4. The Toolbar** navigates you to other teacher tools like assignments, assessments, and more.

Browse Your Course

Let's dive into the course!

The image illustrates the course navigation process. It features a laptop displaying the 'Dashboard | West Virginia United States History'. The dashboard includes a sidebar with a list of topics, a main content area with a 'Go to Course' button, and sections for 'Calendar', 'eBook Options', and 'Additional Resources'. A second screenshot below shows the 'Lesson 01: Introducing Expanding Early America' page, which includes a list of resources and activities.

- 1. Browse This Course** will take you to see the full scope of topics and lessons within the program. Select a specific topic to go deeper into the lessons.
- 2. Go to Course** will take you directly to the topic and lesson.
- 3.** When you log back in after leaving the program, the banner will be set to where you left off so you can jump back in.

Browse Your Course (continued)

4. Clicking on a topic, chapter, or lesson will take you directly to **teacher planning, lesson resources, assessments, answer keys, Spanish resources, and any supplemental resources** you would like to include. Your lesson title and toolbar options stay with you as you navigate.
5. From the topic or lesson level, you can **filter** to curate the specific resources you need.

The image shows a two-part screenshot of a course management interface. The top part, labeled with a blue circle containing the number '4', displays the 'Lesson 01: Introducing Expanding Early America' page. The page has a dark blue header with the lesson title and a search bar. Below the header, there are several resource cards with titles like 'Teacher Planning Activities', 'Lesson Resources', 'Preassessment', 'Answer Keys', 'Spanish Lesson Resources', and 'Spanish Assessment and Answer Keys'. Each card has a right-pointing arrow. A hand cursor is pointing at the bottom of the page. The bottom part, labeled with a blue circle containing the number '5', shows the same page with a 'Lesson Filters' overlay on the right side. The overlay has a 'Selected Filters' section (currently empty) and a 'Filters' section with various checkboxes. The 'Resource Settings' section is highlighted with a hand cursor. The 'Filters' section includes options for 'Added to Calendar', 'Assigned', 'Teacher Only', 'Hidden from Students', and 'Not Added to Presentation'. The 'Instructional Types', 'Resource Type', and 'Languages' sections are also visible. At the bottom of the overlay are 'Cancel' and 'Apply' buttons.

Let's go blade by blade so you can see what resources, tools, and supports are at your disposal from the lesson level page:

6. Planning Information features a customizable lesson planner, teacher activities, and strategies for differentiation.

7. Lesson Resources are your go-to for all lesson-specific tools, including videos, interactive maps, timelines, Guided Reading Activities, Reading and Writing Essentials, Kahoots, and so much more.

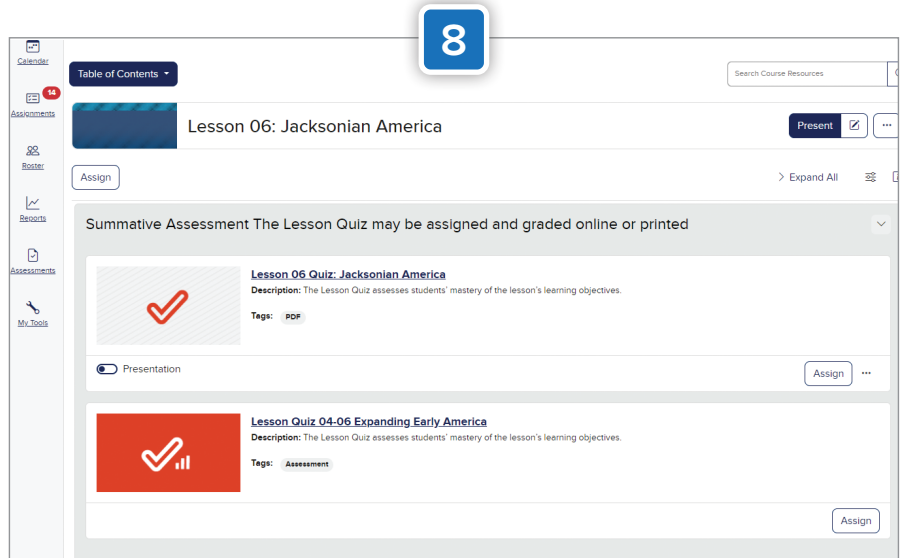
The image shows a screenshot of a lesson page titled "Lesson 01: Introducing Expanding Early America". The page is divided into two main sections: "Planning Information" and "Lesson Resources".

Planning Information (6): This section is located on the right side of the page. It includes a "Pacing" section with a clock icon and the text "1 Day". Below that is an "Overview" section with a document icon and a paragraph of text: "Use this Introduction lesson to launch the teaching and learning of the challenges faced by an expanding country, reform movements, and how it affected Native Americans and enslaved people." At the bottom of this section is an "Objectives" section with a checkmark icon and the heading "Knowledge". It lists three bullet points: "describe how the Second Great Awakening resulted in increased social reform efforts", "examine how social reformers worked to abolish slavery, promote temperance, fight for women's suffrage, institute prison reform, and better care for the disabled and mentally ill", and "analyze the causes and effects of the westward movement".

Lesson Resources (7): This section is located on the left side of the page. It features a list of resources with checkboxes and icons. The first resource is "Interactive Student eBook: Lesson 01 Introducing Expanding Early America" with a description: "The Interactive Student eBook presents the complete Student Edition with additional interactive content to enhance and extend student learning." and tags: "chapter", "Visible to Students". The second resource is "SmartBook Lesson 01 Introducing Expanding Early America" with a description: "SmartBook delivers personalized, adaptive learning for individual student learning and practice." and tag: "ebook-plus". The third resource is "Image: Camp Meetings" with a description: "This image shows an illustration of speakers at a camp meeting in 1868." and tags: "chapter", "Visible to Students". The fourth resource is "Image: The Battle of New Orleans" with a description: "This image shows a lithograph of the Battle of New Orleans." and tags: "chapter", "Visible to Students".

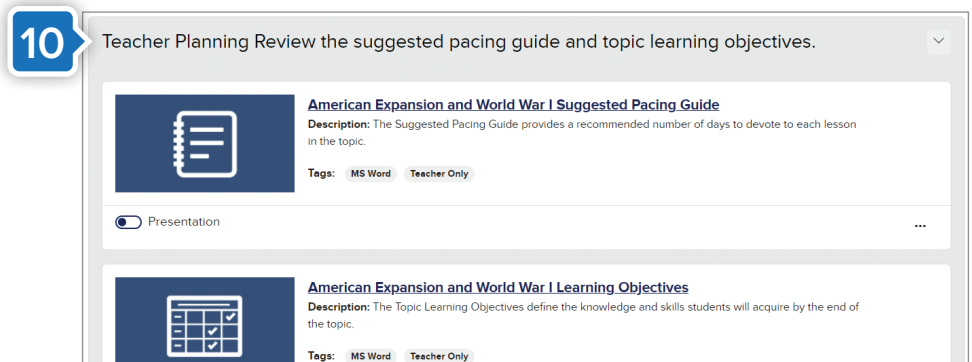
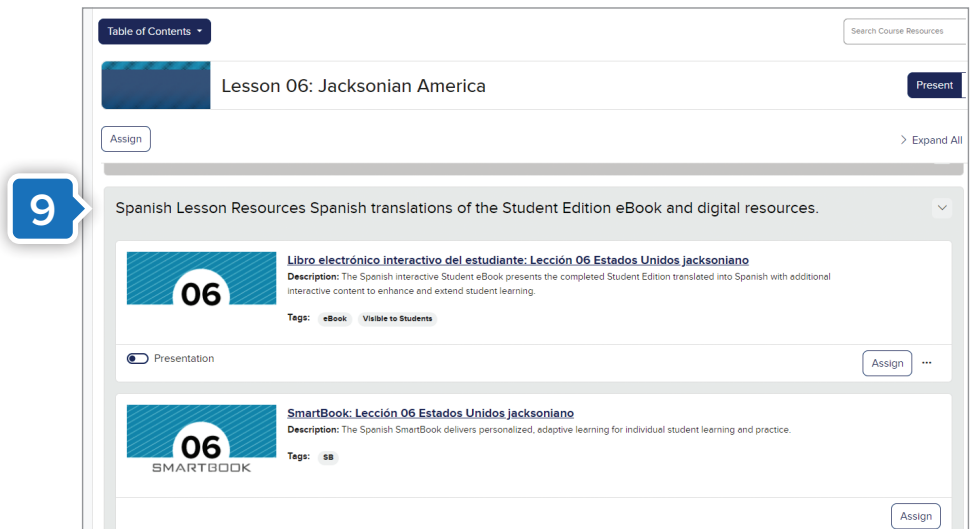
Browse Your Course (continued)

8. Assessment and Answer Keys show previews of assignable and editable assessments and answer keys.



9. Spanish Resources support your Spanish-speaking students with authentically translated texts, activities and assessments.

10. Teacher-Added Resources allow you to easily incorporate your favorites into each lesson.



Additional Primary and Secondary Source Lessons

Let's explore the **Inquiry Activity Lesson**, a unique, enrichment-focused lesson type with a variety of primary and secondary sources.

11. Inquiry Activity Lessons start with:

- Turning Point
- Analyzing Sources
- Understanding Multiple Perspectives

11

Table of Contents - Search Course Resources

Lesson 05: Understanding Multiple Perspectives on the Monroe Doctrine Present ✓ ...

Assign > Expand All ☰

05 Interactive Student eBook: Lesson 05 Understanding Multiple Perspectives on the Monroe Doctrine
Description: The interactive Student eBook presents the complete Student Edition with additional interactive content to enhance and extend student learning.
Tags: eBook Visible to Students Lexile

Presentation Assign ...

05 SmartBook Lesson 05 Understanding Multiple Perspectives on the Monroe Doctrine
Description: SmartBook delivers personalized, adaptive learning for individual student learning and practice.
Tags: SB

Assign

Reading and Writing Essentials Expanding Early America: Lesson 05
Description: This worksheet is designed to help struggling readers or English language learners connect with the Student Edition content by providing the narrative two grade levels below the Student Edition. In addition, it provides reading comprehension support and writing practice.
Tags: PDF Visible to Students

Tags: PDF Visible to Students

12. Lesson Resources include a variety of primary and secondary sources related to the lesson.

12

Image: King George II
Description: This image shows King George II.
Tag: Learning Resource Visible to Students

Presentation Assign ...

Primary Source A: Letter Describing Reactions to the Stamp Act
Description: This primary source is letter describing reactions to the Stamp Act.
Tag: Learning Resource Visible to Students

Presentation Assign ...

Primary Source B: "Address to the Ladies" Poem
Description: This primary source is a humorous poem asking women to buy local produce and goods, rather than British goods.
Tag: Learning Resource Visible to Students

Presentation Assign ...

13. Each Inquiry Activity Lesson features unique, **online-only** primary or secondary sources.

13

Image: Boston Tea Party
Description: This image shows a depiction of the Boston Tea Party. Created in 1780s.
Tag: Learning Resource Visible to Students

Presentation Assign ...

Primary Source F: "Ripe for Rebellion"
Description: This primary source is a diary of a young British citizen traveling in America presenting his views on the colonists.
Tag: Learning Resource Visible to Students

Presentation Assign ...

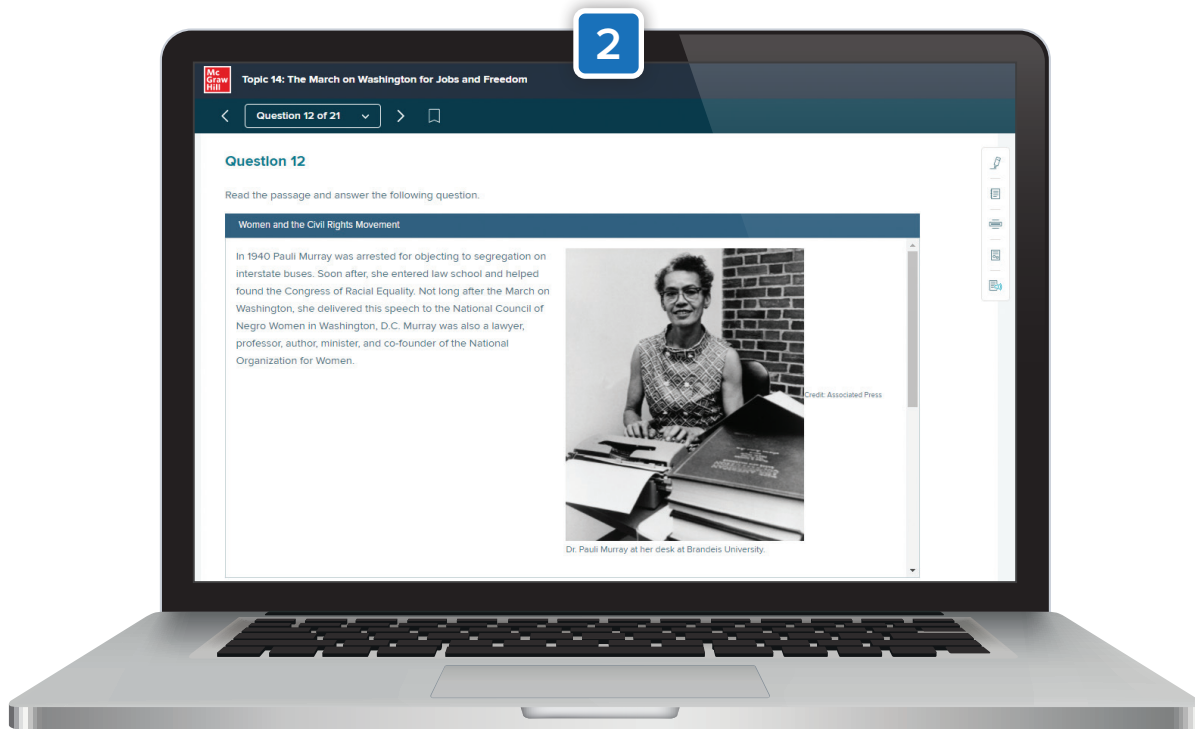
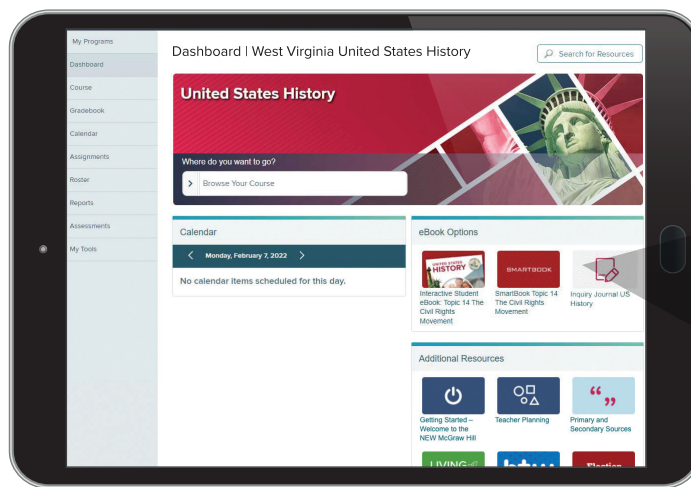
Online Only Primary Source G: Song for Sons of Liberty in the Several American Provinces
Description: This primary sources is an audio clip of The Song for Sons of Liberty in the Several American Provinces.
Tag: Learning Resource Visible to Students

Presentation Assign ...

Advance Learning Through Inquiry

For the teacher who never has enough sources or is all in on inquiry, the Inquiry Journal is designed to extend the inquiry process. Encourage students to dive deeper with a new Compelling Question and a diverse range of additional primary and secondary sources.

1. Access the digital Inquiry Journal from your course dashboard or at the topic level through the Table of Contents.
2. Students answer questions directly in the Inquiry Journal eBook for easy submission and grading.



3. Within each assignment are various question types and tools to support student learning like text-to-speech, line reader, reference sheets, notepad, and more.
4. The Inquiry Journal is also available as a print worktext for hands-on learning. Inquiry Journals are available for all programs:

West Virginia Middle School

- Social Studies, Grade 6
- Social Studies, Grade 7

West Virginia High School

- World History
- United States History, Comprehensive
- United States Studies
- United States History, Contemporary Studies
- United States Civics

The image displays a digital learning interface and two Inquiry Journal covers. The interface, labeled with a blue '3' in a circle, shows a question about Art Deco. It includes a text passage, a primary source advertisement titled 'BREMEN-NEWYORK' featuring a skyscraper, and a text entry area for the student's answer. The Inquiry Journal covers, labeled with a blue '4' in a circle, are for 'UNITED STATES HISTORY' and 'WORLD HISTORY'. Both covers feature a collage of images including students, the Statue of Liberty, and historical sites like Machu Picchu. The McGraw Hill logo is visible on both covers.

Boost Interactivity with Kahoot!



Kahoot! uses fun, game show-like–quizzes to help students review important material in an engaging way.

1. Kahoots are always found in the first lesson of the topic.

This screenshot shows the interface for Lesson 01: Introducing the American Revolution. A blue callout box with the number '1' points to a purple Kahoot! tile. The tile includes the Kahoot! logo, the title 'NEW! Kahoot! About the American Revolution', a description, and tags 'Web' and 'Teacher Only'. Below the tile is a 'Presentation' toggle switch.

2. Launch any Kahoot by clicking on the tile within Lesson 01.

This screenshot shows the interface for Lesson 01: Introducing Migration, Industry, and Urban Society. A blue callout box with the number '2' points to a purple Kahoot! tile. The tile includes the Kahoot! logo, the title 'NEW! Kahoot! About Migration, Industry, and Urban Society', a description, and tags 'Web' and 'Teacher Only'. Below the tile is a 'Presentation' toggle switch.

- To see every available kahoot quiz, click on the **Kahoot!** logo under “Additional Resources” for a list organized by topic or search for “Kahoots” in the search bar.

More Kahoots continue to be added!

Class: HIGH SCHOOL United States History

NASS2023Demo Teacher

Dashboard | West Virginia United States History

Search Course Resources

Program Overview
Learning and Support Resources

Calendar
Thursday, September 26, 2024
There are no calendar items scheduled for this day.

Assignments Ready to Grade

Assignment Name	Submission Counts	Unscored Attempts
Interactive Student eBook: Lesson 01 Introducing the U.S...	0/5 Submitted	5 to grade
Interactive Student eBook: Lesson 05 African American Cul...	0/5 Submitted	5 to grade

Additional Resources

- Kahoot!
- Social Studies Teacher Community
- Getting Started – Welcome to the NEW McGraw Hill Social Studies United States History
- Primary and Secondary Sources
- btw: Current Events Content
- Election Central

The first colonial victory of the Revolutionary War occurred at Concord. Place a pin where the battle happened.

46

0 Answers

Players, drop your pins!

Teacher View

Drop pin

Drag to move the image and drop the pin.

Concord April 19

Lexington April 19

Revere captured; Dawes turns back; Dr. Samuel Prescott continues ride.

MINUTEMEN

Massachusetts

Drop pin

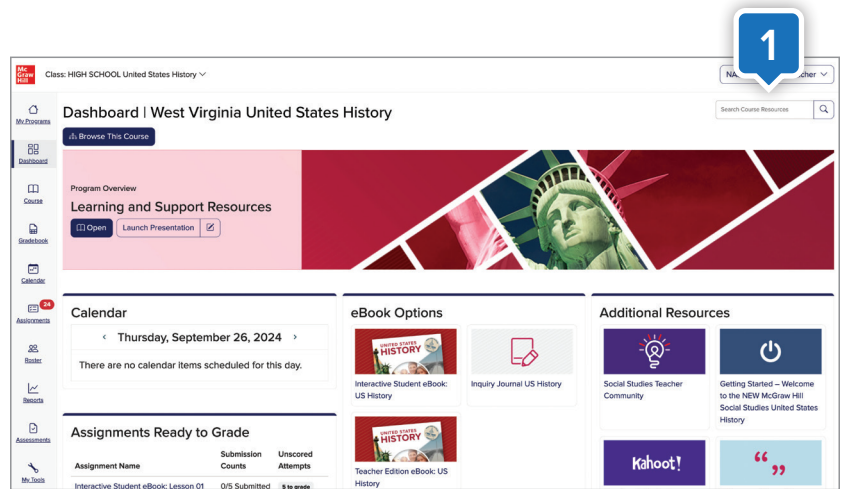
Student View

Discover a Curriculum That Grows Over Time

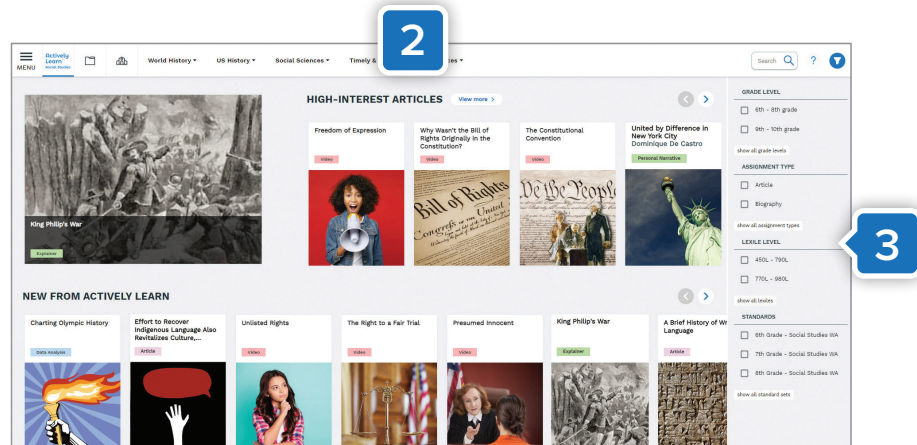
Digitally embedded access to a variety of supporting resources

Discover *Actively Learn*™, McGraw Hill's exclusive, award-winning curriculum platform for Grades 6–12. This digital resource is your go-to for ever-expanding social studies content designed to maximize student learning and build reading, listening, speaking, writing, and research skills.

1. To find these new assets, type "New" in the search bar at the top right of the dashboard, and it will pull links to the newest items at the topic level.



2. In *Actively Learn*, you can easily find and carousel through News & Articles and featured Document-Based Question Assignments across all your *West Virginia Social Studies* courses.



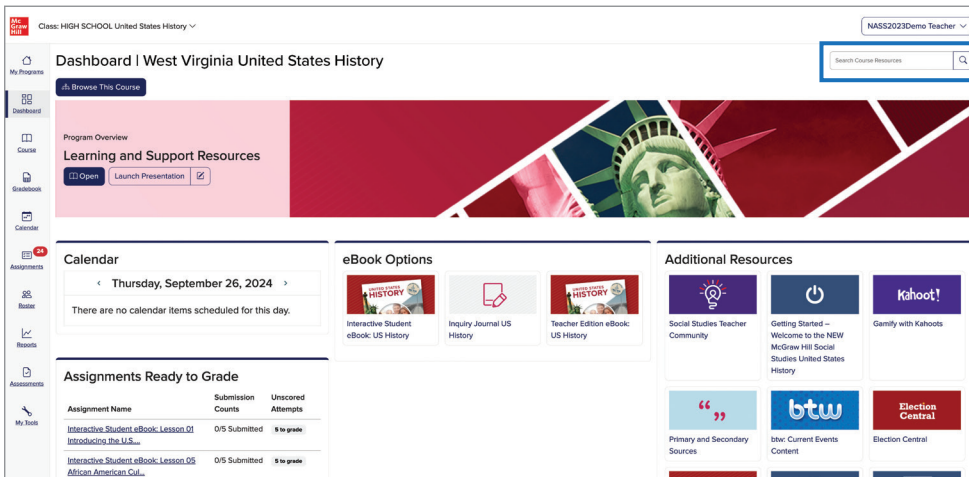
3. Focus in on specific student or classroom needs by filtering for:
 - Grade Level
 - Assignment Type
 - Lexile Level

New Digital Assets include images, interactive maps, flip cards, audio clips, and much more!

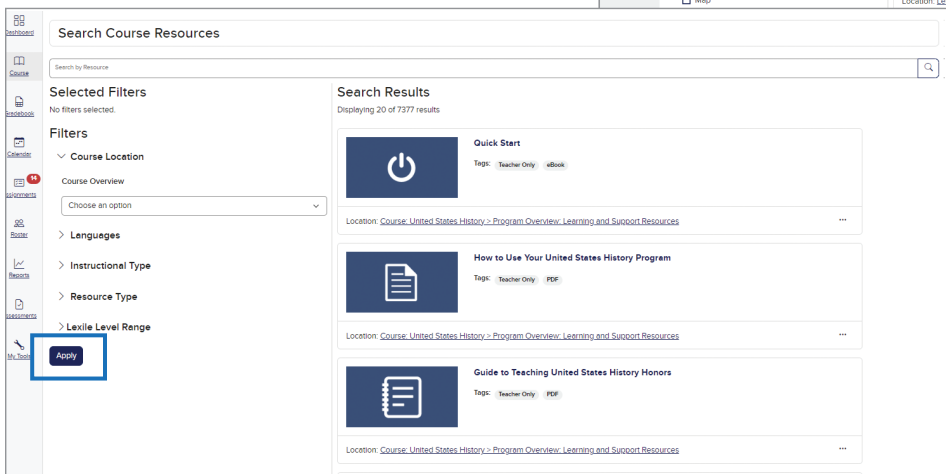
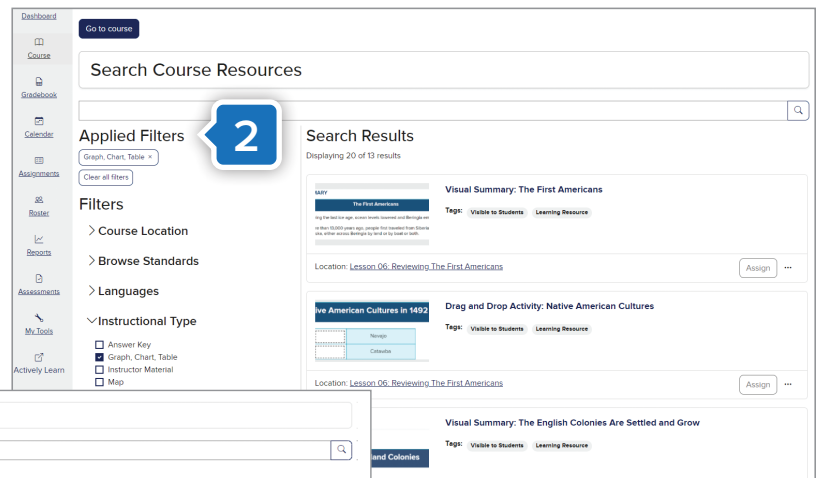
Locating Resources

There are several ways to quickly find specific resources within the program:

1. From the dashboard or lesson page, **type into the search bar** or **click the magnifying glass** to go directly to the full resources page with options to filter through course materials.



2. On the resource page, you will see a wide range of options to refine your search, including Course Location, Instructional Type, and Resource Type, with more filters within.

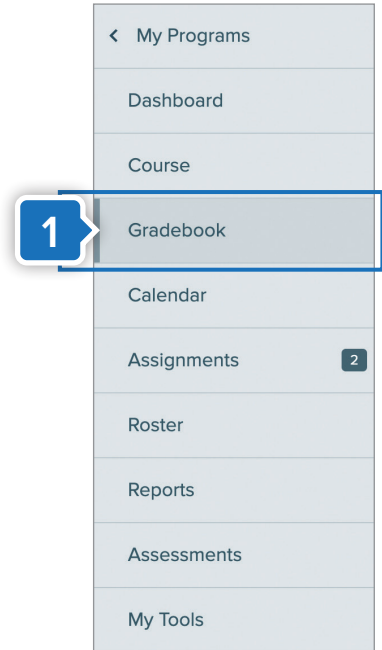


Gradebook

The gradebook provides quick and powerful options for you to save time on grading and allows for deeper classroom insights to pinpoint learning needs:

1. Access the Gradebook from the course dashboard menu bar.
2. The initial view shows a list of students in your class with numerous tools available to display performance data in the way you want to see it:

- Full-Screen Mode
- Date Filter
- Student Search
- Filters (by assignment, students by course grade, student groups)
- Settings (Gradebook Settings, Display Options, Grading History)
- Download File/Print Options



2

Mc Graw Hill

Class: HIGH SCHOOL United States History

NASS2023Demo Teacher

Gradebook: HIGH SCHOOL United States History

Start Date (mm/dd/yyyy)
End Date (mm/dd/yyyy)
Reset
Apply

5 Students and 92 Assignments

Student	Grade Average	Lesson Quiz 15-2 The Vietnam War	Demo1	Interactive Student eBook: Lesson 01 Introducing the U.S...	Interactive Student eBook: Lesson 05 African American Cul...	Interactive Student eBook: Lesson 01 Introducing Native American
		Average	Average	Average	Average	Average
Student_NASS2023DemoSE	1% F	0% PD	0% PD	Pending Score PD	Pending Score PD	Pending Score LS
Student Demo, NASS2023DemoSE1	0% F	0% PD	Pending Score PD	Pending Score PD	Pending Score PD	Pending Score PD
Student Demo, NASS2023DemoSE2	0% F	0% PD	Pending Score PD	Pending Score PD	Pending Score PD	Pending Score PD
Student Demo, NASS2023DemoSE3	0% F	0% PD	Pending Score PD	Pending Score PD	Pending Score PD	Pending Score PD
Student Demo, NASS2023DemoSE4	3% F	0% PD	35% PD	Pending Score PD	Pending Score PD	Pending Score PD

1 - 5 of 92 results

Legend

Grading Legend

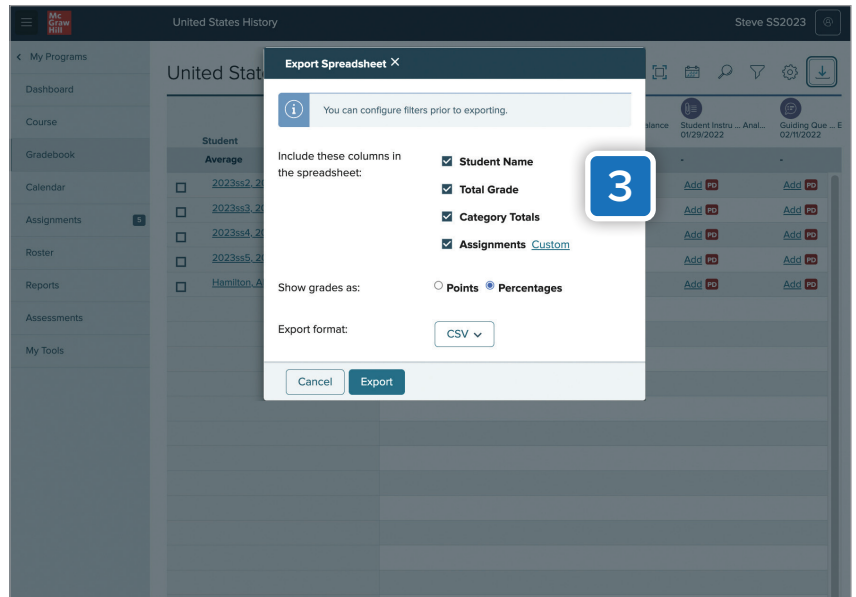
- PD Past Due
- LS Late Submission
- E Excused, does not affect grade
- EX Extension Given
- EC Extra Credit

Teacher Note

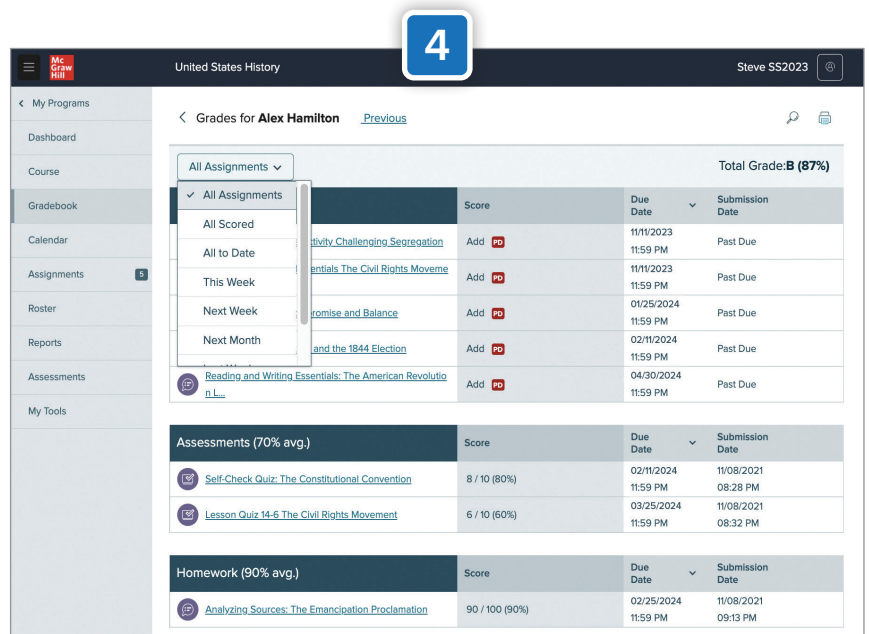
Teacher Note

3. When exporting data, you can include these fields in the spreadsheet:

- Student Name
- Total Grade
- Category Totals
- Assignments (can be customized)
- Points or percentages



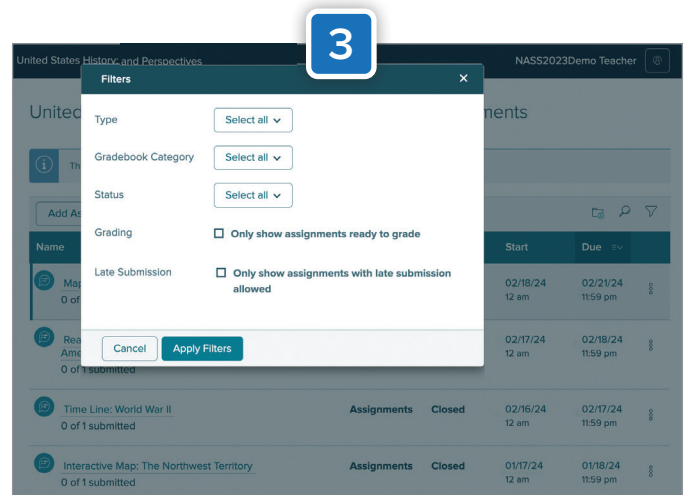
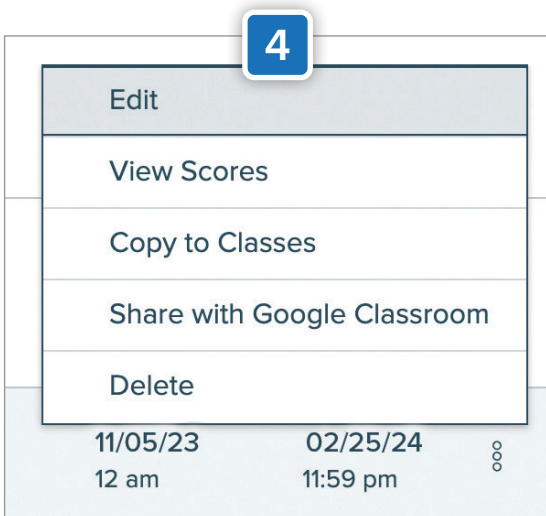
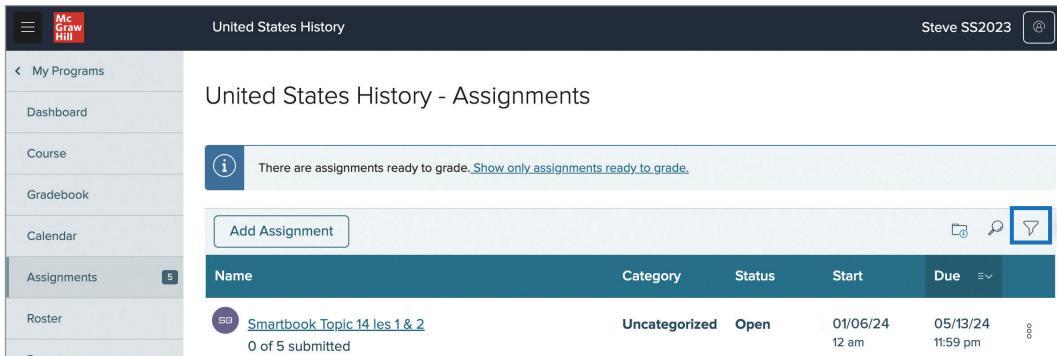
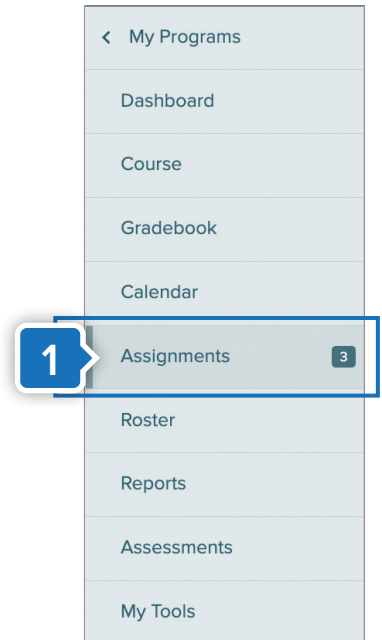
4. Select a student for deeper individual grading and assignment progress.



Assignments

Assignments are organized, editable, and easily searchable:

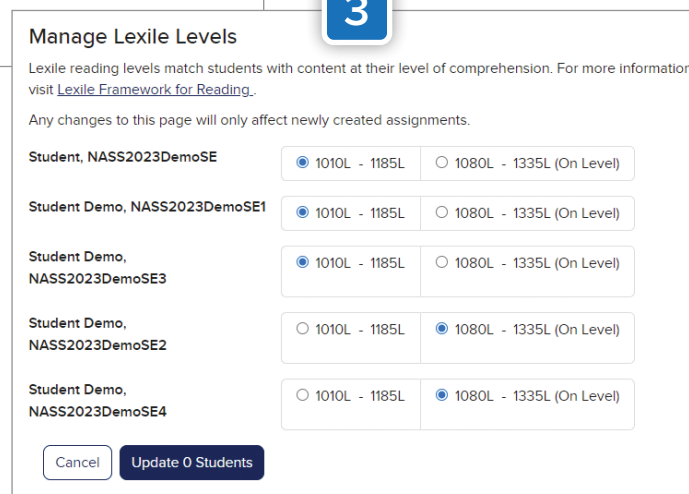
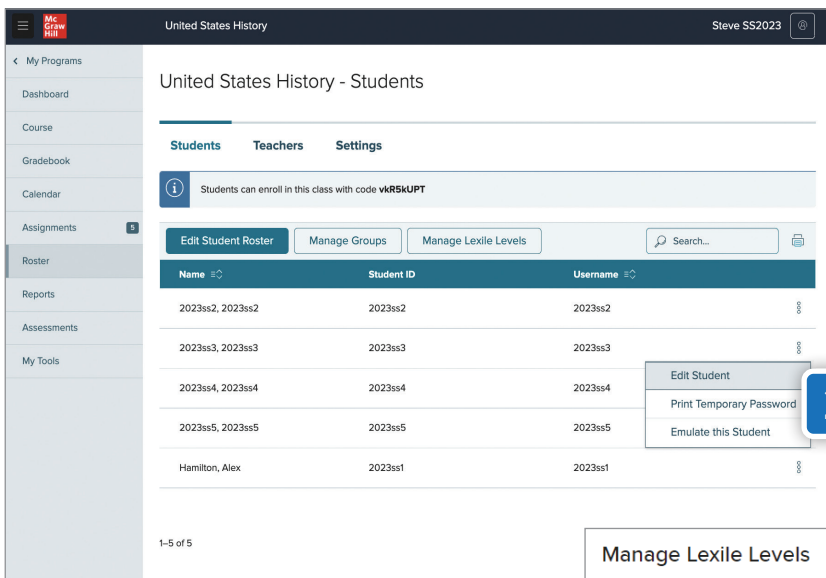
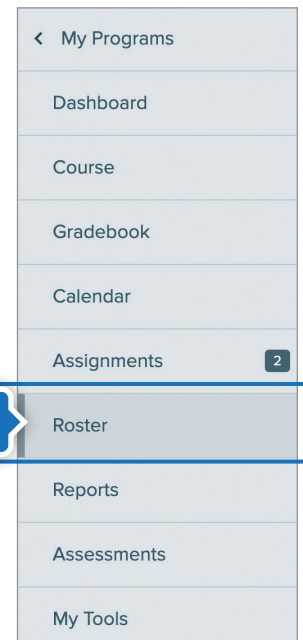
1. Access Assignments from the course dashboard menu bar. A number next to Assignments indicates the number of assignments ready to grade.
2. Access your filters by clicking the funnel icon at the top of the list of assignments.
3. Filter by assignment type, category, or status (closed, open, or scheduled).
4. You can easily edit, view scores, copy to classes, share with Google Classroom, and delete assignments. Access this feature by opening the triple dot menu to the right of each assignment.



Roster and Managing Lexile Levels

Student rosters are organized, editable, and easily searchable:

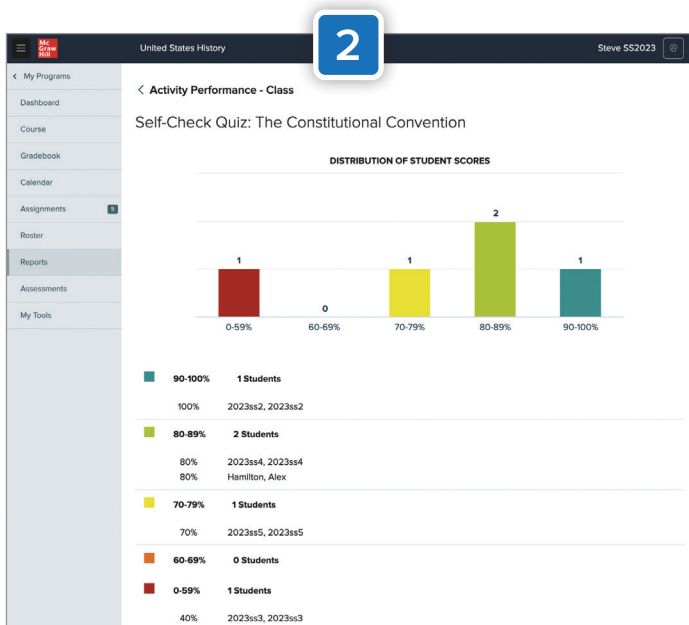
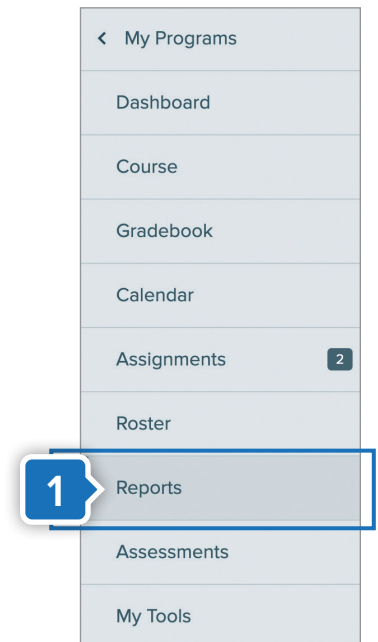
1. Access the Roster from the course dashboard menu bar.
2. You can easily edit students or emulate students to see an assignment or experience the dashboard from their perspective.
3. Once you set a student's reading level, the system automatically displays the eBook content at that level to the student.



Reports

Reporting is quick, convenient, and readily downloadable as a CSV file.

1. Access Reports from the course dashboard menu bar.
2. West Virginia College & Career Readiness Standards performance.
3. You can quickly access Interactive Performance Reports at a number of levels, including:
 - Individual student performance
 - Class performance by assignment type

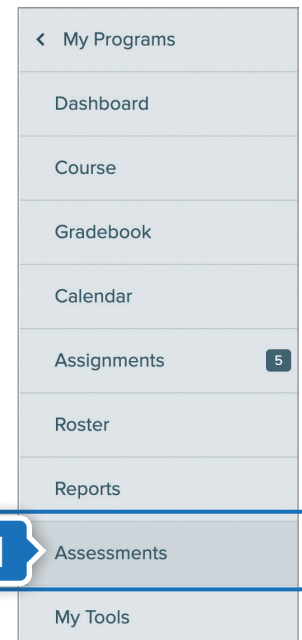


Activity Performance

Assessments

Assessments are organized, editable, and easily searchable:

1. Access Assessments from the course dashboard menu bar.
2. You can quickly view Assessment Banks, Question Banks, and Passage Banks. You can also create new assessments. Each folder has a pretest, lesson quiz, and two full tests that can be customized and modified to meet teacher preferences and student needs.
3. Assessment questions are tagged to the West Virginia College & Career Readiness Standards, where applicable.



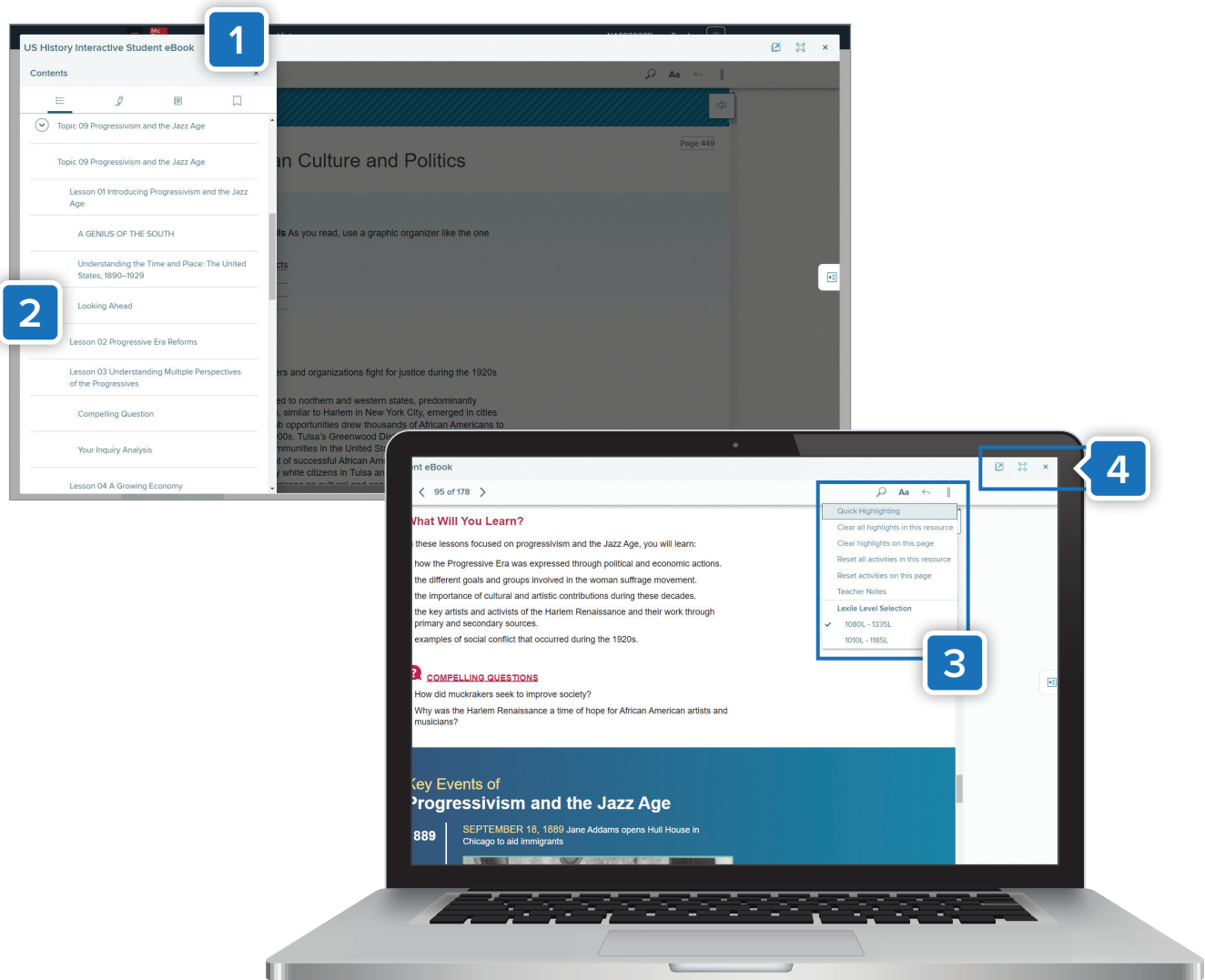
The screenshot shows the 'Assessments' page for a course titled 'United States History' by 'Julia Hernandez'. A blue callout with the number '2' points to the 'Assessments' header. The page has a 'My Downloads' button and tabs for 'Assessment Banks', 'Question Banks', and 'Passage Banks'. A '+ New Assessment' button is visible. Below is a table of assessment items.

Title	Owner
My Assessments	Me
Copies Received	Me
US History Inquiry Journal	McGraw-Hill
Self-Check Quizzes: US History	McGraw-Hill
Topic 01 Native American Cultures and the Colonial Period	McGraw-Hill
Course Tests US History Survey	McGraw-Hill
Topic 02 The American Revolution	McGraw-Hill
Topic 03 The U.S. Constitution and the Early Republic	McGraw-Hill
Topic 04 Expanding Early America	McGraw-Hill
Topic 05 Sectionalism and the Civil War	McGraw-Hill
Topic 06 Reconstruction	McGraw-Hill
Topic 07 Migration, Industry, and Urban Society	McGraw-Hill

Using The Interactive Student eBook with Reading Levels

From the dashboard, click on the **Interactive Student eBook with Reading Levels** tile to go right to the current topic and lesson.

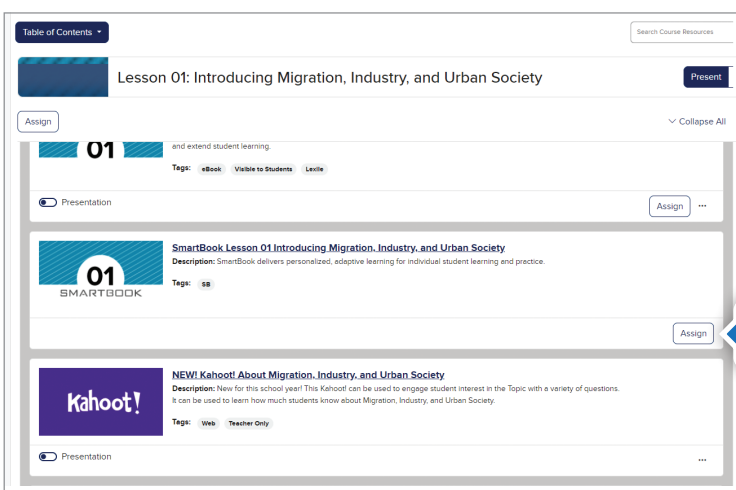
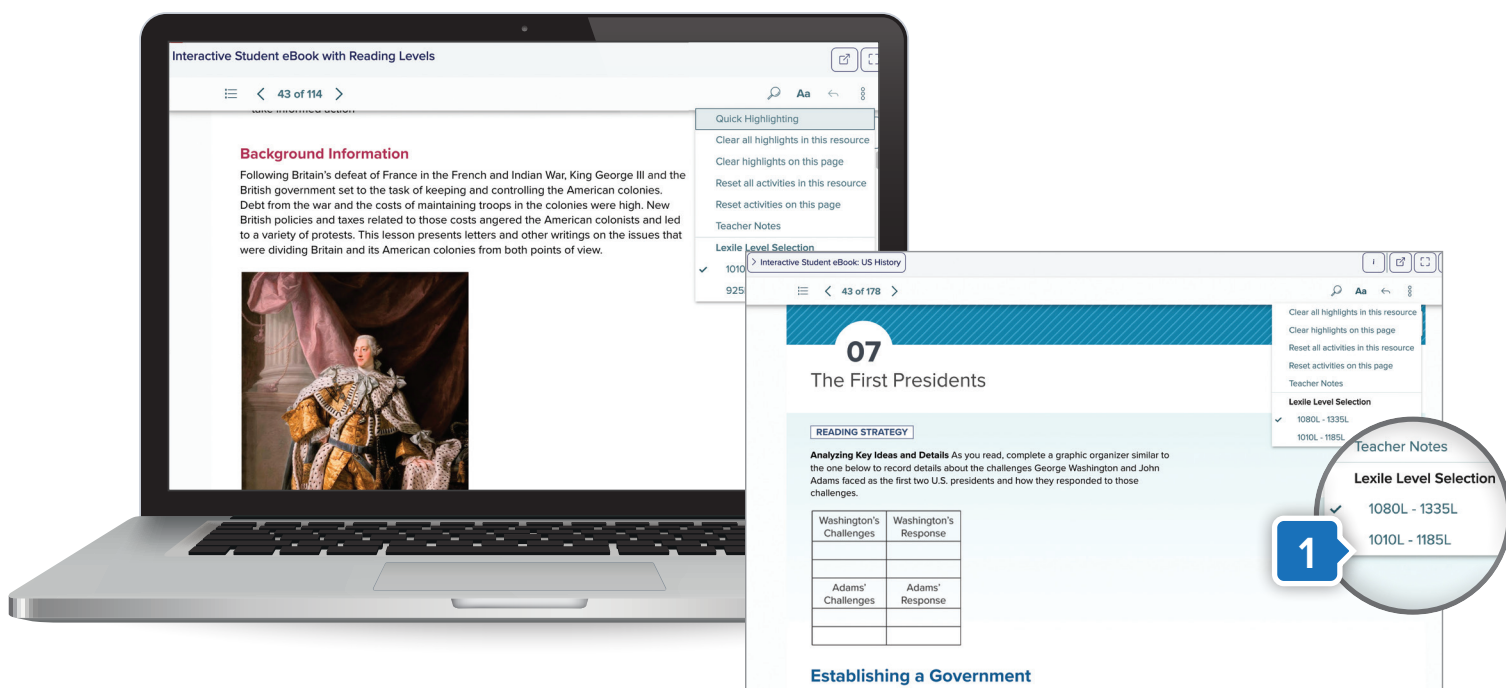
1. Use the Table of Contents to easily navigate to a topic, chapter, or lesson.
2. Browse the content in the eBook.
3. Explore built-in tools, including the audio reader; full-text search; and highlights and annotations, such as underlining and note-taking.
4. Open the eBook in a new tab, open in full-screen mode, or close the eBook.



Customize Learning and Instruction

The Interactive Student eBook is the primary digital tool students will use to learn from and engage with the program. It features interactive questions and comes in both On-Level and Approaching-Level versions!

1. You can assign an Approaching-Level Interactive Student eBook, which provides the core narrative at **two grade levels lower**. After you set the student's reading level, the system automatically displays the eBook content and all assignments at the selected level to the student. Only teachers can see the selected Lexile Level for each individual student.
2. You can **assign** a topic or lesson in the eBook to your students. Students can answer directly in the eBook and submit the assignment for review and grading.



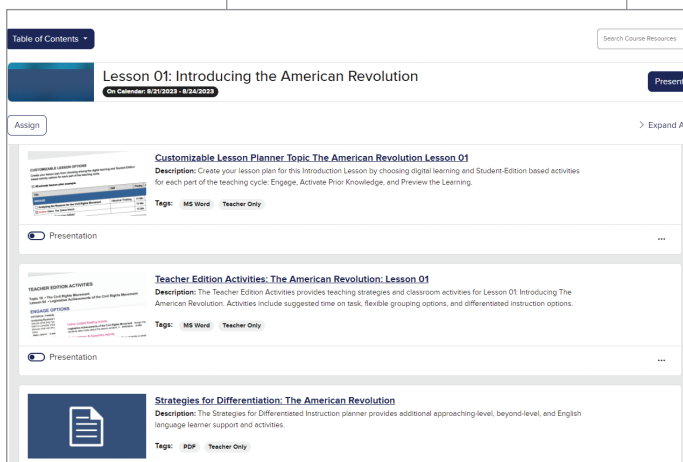
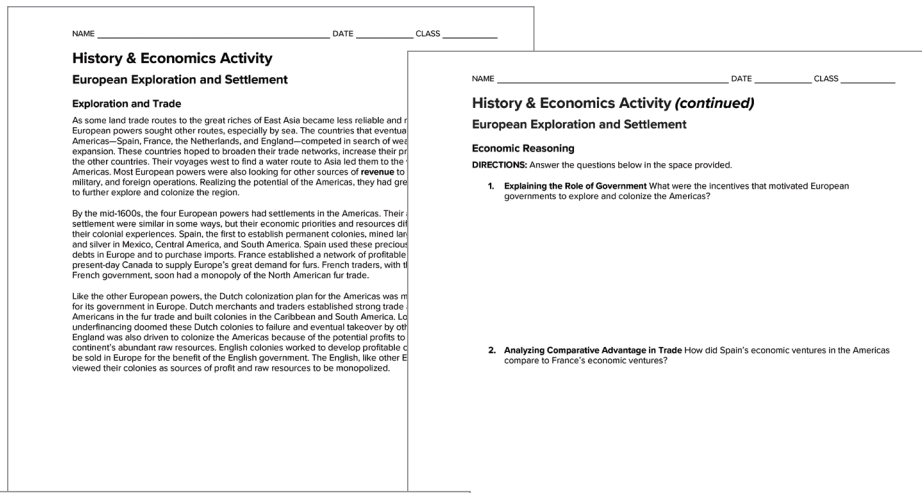
Customize Learning and Instruction *(continued)*

Digital Activity Sheets

Assign these digital worksheets to your students for additional support and to extend their learning. Digital worksheets vary by course but may include:

- **Guided Reading Activities and Vocabulary Activities** for reading support.
- **Reading & Writing Essentials** for Approaching-Level literacy support.
- **Video Response Activities** to accompany the videos in the course.
- Activities for that make connections between social studies disciplines and extend the content for Beyond-Level and On-Level learners.
- **Student and Teacher Instructions and Rubrics** for Hands-On Topic Projects.

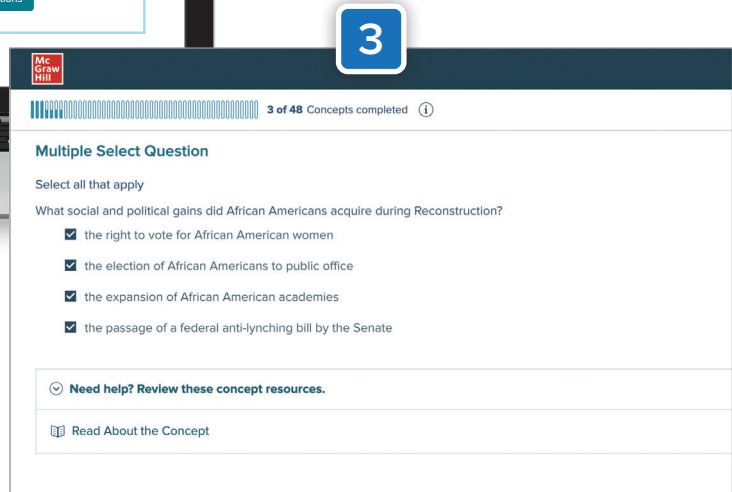
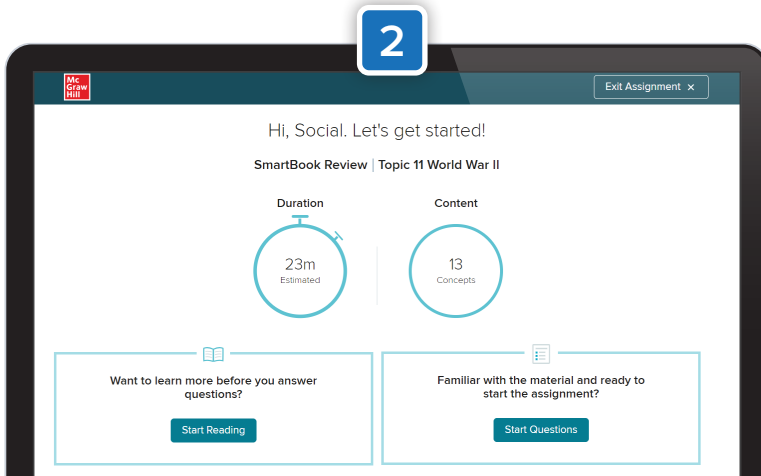
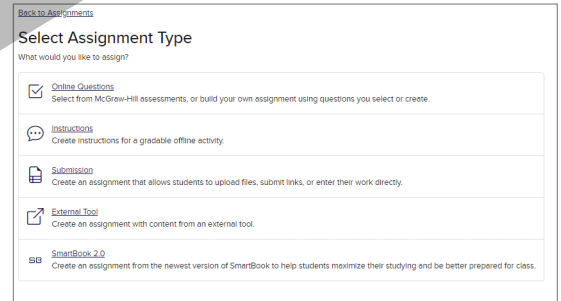
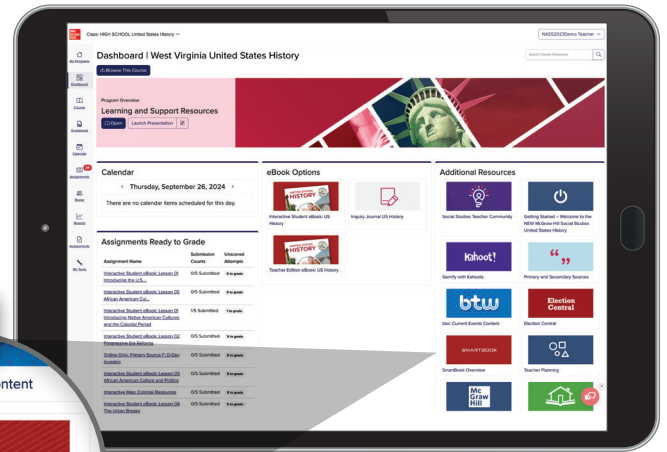
Below are a few examples from our United States History program:



Personalize Learning for Every Student

Built for adaptive, personalized learning, *SmartBook*® empowers students to focus on key concepts and achieve understanding and mastery through practice and study.

1. Access *Smartbook* at the lesson level or assignment level.
2. The *SmartBook* home screen provides a status update on assignments.
3. *SmartBook* provides a variety of question types (multiple select question shown here). Students can rate their confidence level for each question.



Personalize Learning for Every Student *(continued)*

4. Use the arrows to navigate back to questions.
5. Highlighted text helps draw student focus; yellow shows where additional focus is needed, while blue shows that a question was missed.
6. Teachers can use the checkboxes to assign specific concepts, topics, or subtopics. Use the slider to modify the estimated time and number of concepts for the assignment. We recommend keeping the student work time to 10–15 minutes.

The image illustrates a digital learning environment. On the left, a desktop browser window displays a text passage about Reconstruction, 1865–1877. A blue callout box with the number '4' points to navigation arrows. A yellow callout box with the number '5' highlights text about the Thirteenth, Fourteenth, and Fifteenth Amendments. A blue callout box with the number '6' points to a 'To Questions' button. On the right, a laptop displays an 'Assessments' dashboard for 'Class: HIGH SCHOOL United States History'. The dashboard shows 42 results found and a list of topics with checkboxes for assignment. The topics listed are:

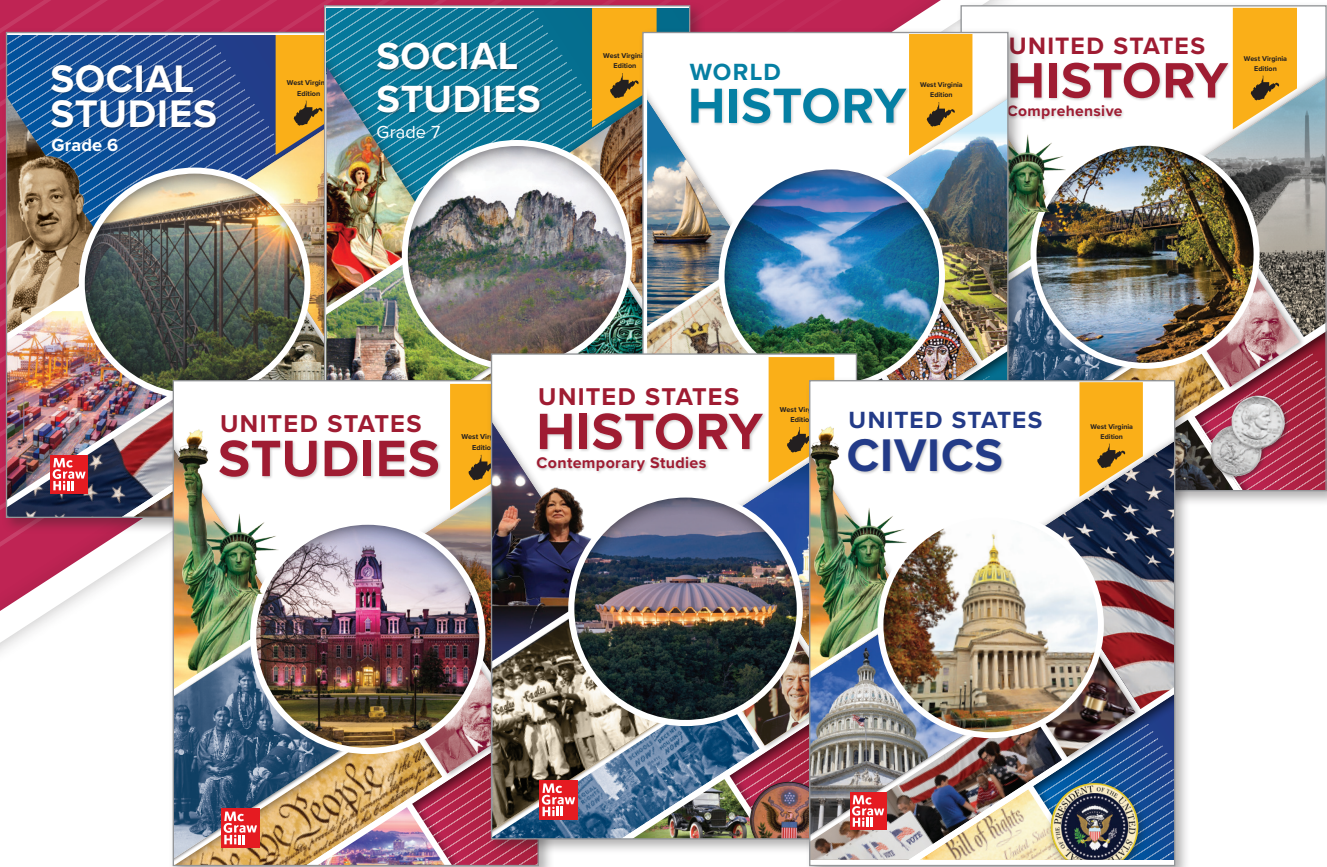
Type	Title	Owner
My Assessments		Me
Codes Received		Me
01	Native American Cultures and the Colonial Period	McGraw-Hill
02	The American Revolution	McGraw-Hill
03	The U.S. Constitution and the Early Republic	McGraw-Hill
04	Expanding Early America	McGraw-Hill
05	Sectionalism and the Civil War	McGraw-Hill
06	Reconstruction	McGraw-Hill
07	Migration, Industry, and Urban Society	McGraw-Hill
08	American Expansion and World War I	McGraw-Hill
09	Progressivism and the Jazz Age	McGraw-Hill
10	The Great Depression and the New Deal	McGraw-Hill
11	World War II	McGraw-Hill
12	Cold War Foreign Policy	McGraw-Hill
13	Postwar Domestic Issues	McGraw-Hill

We Are Your Integration Partner Every Step of the Way

As a busy educator, you need a program that seamlessly integrates into the platforms you already use. That's why our programs are structured for a smooth integration with **PowerSchool (Schoology)**, **Canvas**, **Clever**, **Google Classroom**, and more. With the ability to access all your content from your current platforms, you can skip the tedious onboarding and dive right into teaching and learning.

Our Digital Integration Services team is here to help with all your platform integration needs, offering **integration support throughout the life of your adoption.**





Inspire a Student, Change the World

Go online to learn more, explore resources,
and try the digital program.

mheducation.com/west-virginia

